

## GRUVAKTIEBOLAGET VISCARIA

ISIN: SE0021148160 WKN: -

## Overview

2024/06/21 17:15:01

Price

1.924 EUR

Difference  -8.82% (-0.19)

## General attributes

ISIN	SE0021148160
Symbol	VISC
Exchange	Frankfurt
Currency	EUR
Sector	Energy / Commodities
Security type	Stock
Market cap (m)	195 EUR
Benchmark	OMX STOCKHOLM 30 INDEX

## Market data

Bid (Bid size)	-
Ask (Ask size)	-
Open	2.12 EUR
High	2.12 EUR
Low	1.924 EUR
Close (prev. day)	2.11 EUR
VWAP	2.015 EUR
Volume (pcs)	0
Trading volume	0.00
Number of trades	8
Last size	0

## Futures and Options

Related Futures	-
Related Options	-





5y



Information about previous performance does not guarantee future performance.

Source: FactSet

## Recent research

on sector	Date	Headline	Download
	2024/06/21	 Global Equity Ratings	
	2024/06/21	 Aktienempfehlungen Global	
	2024/06/14	 Equity Weekly	
	2024/06/14	 Global Equity Ratings	
	2024/06/14	 Aktienempfehlungen Global	

## Details

2024/06/21 17:15:01

## Price

1.924 EUR

Difference  -8.82% (-0.19)

## General attributes

ISIN	SE0021148160
Symbol	VISC
Exchange	Frankfurt
Currency	EUR
Sector	Energy / Commodities
Security type	Stock
Market cap (m)	195 EUR
Benchmark	OMX STOCKHOLM 30 INDEX

## Market data

Bid (Bid size)	-
Ask (Ask size)	-
Open	2.12 EUR
High	2.12 EUR
Low	1.924 EUR
Close (prev. day)	2.11 EUR
VWAP	2.015 EUR
Volume (pcs)	0
Trading volume	0.00
Number of trades	8
Last size	0

## Performance and Risk

	6m	1y	3y
Perf (%)	-3.08%	+3.66%	+10.57%
Perf (abs.)	-0.06	+0.07	+0.18
Beta	-0.08	0.36	0.58
Volatility	53.74	1,156.47	667.83

5y



Information about previous performance does not guarantee future performance.  
Source: FactSet

## Price data

Ø price 5 days   Ø volume 5 days (pcs.)	2.091 EUR (0)
Ø price 30 days   Ø volume 30 days (pcs.)	2.060 EUR (0)
Ø price 100 days   Ø volume 100 days (pcs.)	2.138 EUR (3)
Ø price 250 days   Ø volume 250 days (pcs.)	1.909 EUR (11)
YTD High   date	2.695 EUR (2024/04/19)
YTD Low   date	1.796 EUR (2024/05/14)
52 Weeks High   date	2.695 EUR (2024/04/19)
52 Weeks Low   date	0.002 EUR (2023/10/27)

## Arbitrage views

Exchange 	Date	Time	Price	Trading volume (mio.)	Number of trades
Stuttgart	2024/06/21	11:17	2.07 EUR	0.00	5
Nasdaq Stockholm	2024/06/20	18:00	24.30 SEK	7.98	641
Munich	2024/06/21	08:09	2.175 EUR	0.00	2
London Stock Exchange	2024/05/10	09:16	24.85 SEK	0.07	1
Frankfurt	2024/06/21	17:15	1.924 EUR	0.00	8



## Company profile

### Company Logo



### Company Profile

-

### Contact Details

GRUVAKTIEBOLAGET VISCARIA

--

Viscariavaegen 10 98199 Kiruna

Telefon: -

Fax: -

E-mail: [info@viscaria.com](mailto:info@viscaria.com)