

## SVITZER GROUP A/S

ISIN: **DK0062616637** WKN: -

## Overview

2024/07/11 18:03:01

Price  
35.84 USDDifference  -7.53% (-2.92)

## General attributes

ISIN	DK0062616637
Symbol	SVITZR
Exchange	FINRA other OTC Issues
Currency	USD
Sector	Transport
Security type	Stock
Market cap (m)	1,069 EUR
Benchmark	OMX COPENHAGEN 20

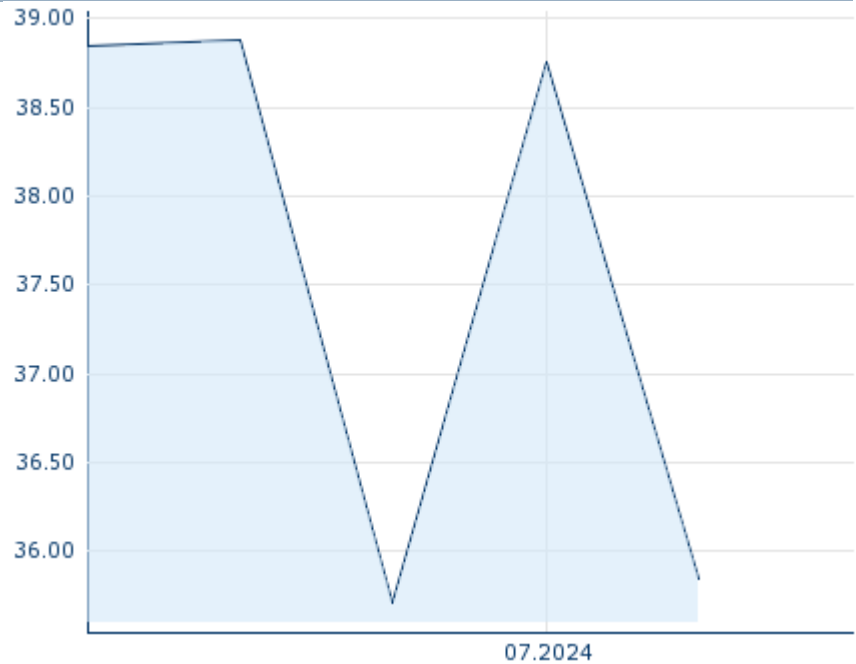
## Market data

Bid (Bid size)	-
Ask (Ask size)	-
Open	35.84 USD
High	35.84 USD
Low	35.84 USD
Close (prev. day)	38.76 USD
VWAP	35.84 USD
Volume (pcs)	200
Trading volume	7,168.00
Number of trades	2
Last size	100

## Futures and Options



Related Futures	-
Related Options	-

5y



Information about previous performance does not guarantee future performance.  
Source: FactSet

## Recent research

on sector			
Date		Headline	Download
2024/07/15		Aktienempfehlungen Global	
2024/07/12		Global Equity Ratings	
2024/07/09		Aktienempfehlungen Österreich	
2024/06/28		Equity Weekly	
2024/06/24		Aktienempfehlungen Österreich	

## Details

2024/07/11 18:03:01

## Price

35.84 USD

Difference ▼ -7.53% (-2.92)

## General attributes

ISIN	DK0062616637
Symbol	SVITZR
Exchange	FINRA other OTC Issues
Currency	USD
Sector	Transport
Security type	Stock
Market cap (m)	1,069 EUR
Benchmark	OMX COPENHAGEN 20

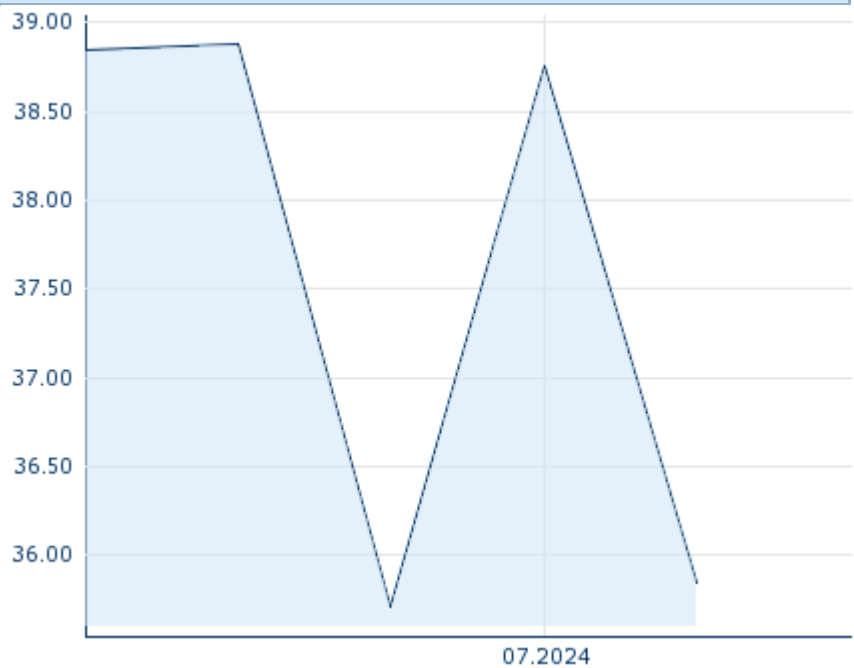
## Market data

Bid (Bid size)	-
Ask (Ask size)	-
Open	35.84 USD
High	35.84 USD
Low	35.84 USD
Close (prev. day)	38.76 USD
VWAP	35.84 USD
Volume (pcs)	200
Trading volume	7,168.00
Number of trades	2
Last size	100

## Performance and Risk

	6m	1y	3y
Perf (%)	-	-	-
Perf (abs.)	-	-	-
Beta	0.15	0.13	0.13
Volatility	-	-	-

5y



Information about previous performance does not guarantee future performance.  
Source: FactSet

## Price data

Ø price 5 days   Ø volume 5 days (pcs.)	35.84 USD (46)
Ø price 30 days   Ø volume 30 days (pcs.)	- USD (-)
Ø price 100 days   Ø volume 100 days (pcs.)	- USD (-)
Ø price 250 days   Ø volume 250 days (pcs.)	- USD (-)
YTD High   date	- USD (-)
YTD Low   date	- USD (-)
52 Weeks High   date	- USD (-)
52 Weeks Low   date	- USD (-)

## Arbitrage views

Exchange <span>⊕</span>	Date	Time	Price	Trading volume (mio.)	Number of trades
Tradegate	2024/07/18	22:26	33.495 EUR	0.01	15
Stuttgart	2024/07/18	16:15	33.95 EUR	0.00	10
Nasdaq Copenhagen	2024/07/18	17:20	253.00 DKK	6.54	595
Hamburg	2024/07/18	08:00	34.00 EUR	0.00	1
Frankfurt	2024/07/18	18:32	33.65 EUR	0.00	2

	18					
FINRA other OTC Issues	2024/07/ 11	18:03	35.84 USD	0.01		2
Duesseldorf	2024/07/ 18	19:31	33.30 EUR	0.00		7
Berlin	2024/07/ 18	21:43	33.45 EUR	0.00		19

## Company profile

### Company Logo

**SVITZER**

### Company Profile

-

### Contact Details

SVITZER GROUP

--

Sundkrogsgade 17 2100 Copenhagen

Telefon: +45 39 19 39 19

Fax: -

E-mail: [info@svitzer.com](mailto:info@svitzer.com)