

# PROSUS N.V. FUTURE (PRXG) - EUX/202506

2024/07/26 18:35:43

Price  
**32.8061** EUR

Difference  -0.07% (-0.02)

### General attributes

|               |             |
|---------------|-------------|
| Symbol        | PRXGM25     |
| Exchange      | Eurex       |
| Currency      | EUR         |
| Security type | Future      |
| Underlying    | PROSUS N.V. |
| Maturity      | 06-2025     |
| Contract size | 100         |

### Market data

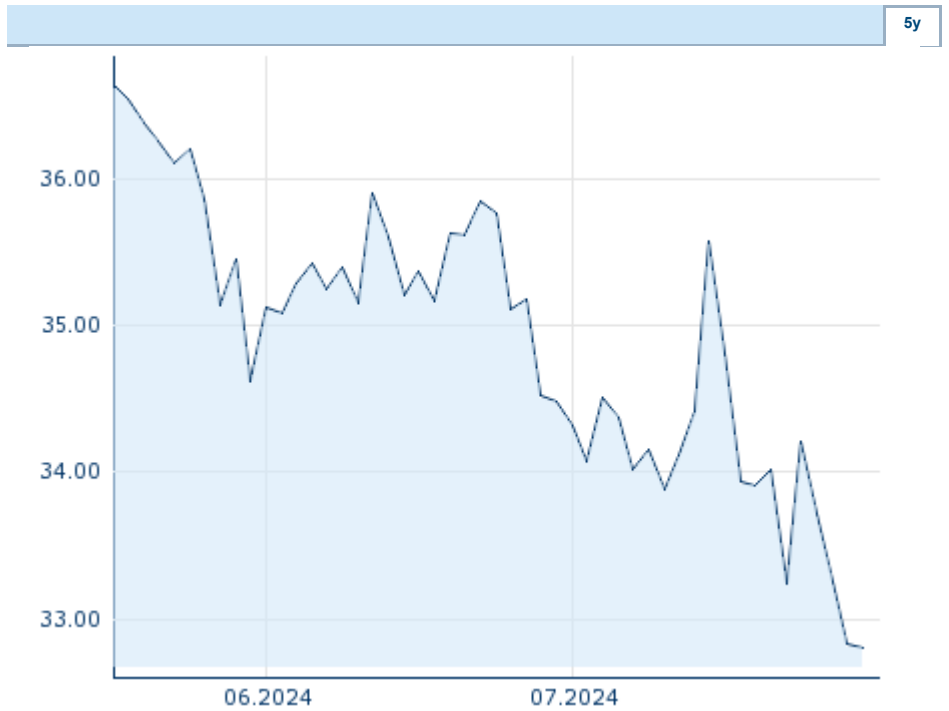
|                         |                   |
|-------------------------|-------------------|
| Bid (Bid size)          | - EUR (-)         |
| Ask (Ask size)          | - EUR (-)         |
| Open                    | 32.8061 EUR       |
| High                    | 32.8061 EUR       |
| Low                     | 32.8061 EUR       |
| Close (prev. day)       | 32.8297 EUR       |
| Underlying              | PROSUS N.V.       |
| Underlying price (date) | 31.745 (24/07/26) |
| Settlement price (date) | 32.81 (24/07/26)  |
| Open Interest           | 0                 |

### Performance and Risk

|             | 6m | 1y | 3y |
|-------------|----|----|----|
| Perf (%)    | -  | -  | -  |
| Perf (abs.) | -  | -  | -  |
| Beta        | -  | -  | -  |
| Volatility  | -  | -  | -  |

### Futures and Options

|                 |   |
|-----------------|---|
| Related Futures | - |
| Related Options | - |













Information about previous performance does not guarantee future performance.  
Source: FactSet

### Price data

|   |                 |
|---|-----------------|
| Ø price 5 days   Ø volume 5 days (pcs.)     | 33.3624 EUR (0) |
| Ø price 30 days   Ø volume 30 days (pcs.)   | 34.4294 EUR (0) |
| Ø price 100 days   Ø volume 100 days (pcs.) | - EUR (-)       |
| Ø price 250 days   Ø volume 250 days (pcs.) | - EUR (-)       |
| YTD High   date                             | - EUR (-)       |
| YTD Low   date                              | - EUR (-)       |
| 52 Weeks High   date                        | - EUR (-)       |
| 52 Weeks Low   date                         | - EUR (-)       |

### Recent Research

| on sector  |   | on market                 |   |
|------------|---|---------------------------|---|
| Date       |   | Headline                  | Download  |
| 2024/07/26 |  | Equity Weekly             |  |
| 2024/07/24 |  | Global Equity Ratings     |  |
| 2024/07/24 |  | Aktienempfehlungen Global |  |
| 2024/07/15 |  | Aktienempfehlungen Global |  |
| 2024/07/12 |  | Global Equity Ratings     |  |