

COLRUTY GROUP FUTURE (EFCH) - EUX/202506

2024/06/14 18:38:46

Price
44.7773 EUR
 Difference  -0.62% (-0.28)

General attributes

Symbol EFCHM25
 Exchange Eurex
 Currency EUR
 Security type Future
 Underlying COLRUYT GROUP N.V.
 Maturity 06-2025
 Contract size 100

Market data

Bid (Bid size) - EUR (-)
 Ask (Ask size) - EUR (-)
 Open 44.7773 EUR
 High 44.7773 EUR
 Low 44.7773 EUR
 Close (prev. day) 45.0582 EUR
 Underlying COLRUYT GROUP N.V.
 Underlying price (date) 44.32 (24/06/14)
 Settlement price (date) 44.78 (24/06/14)
 Open Interest 0

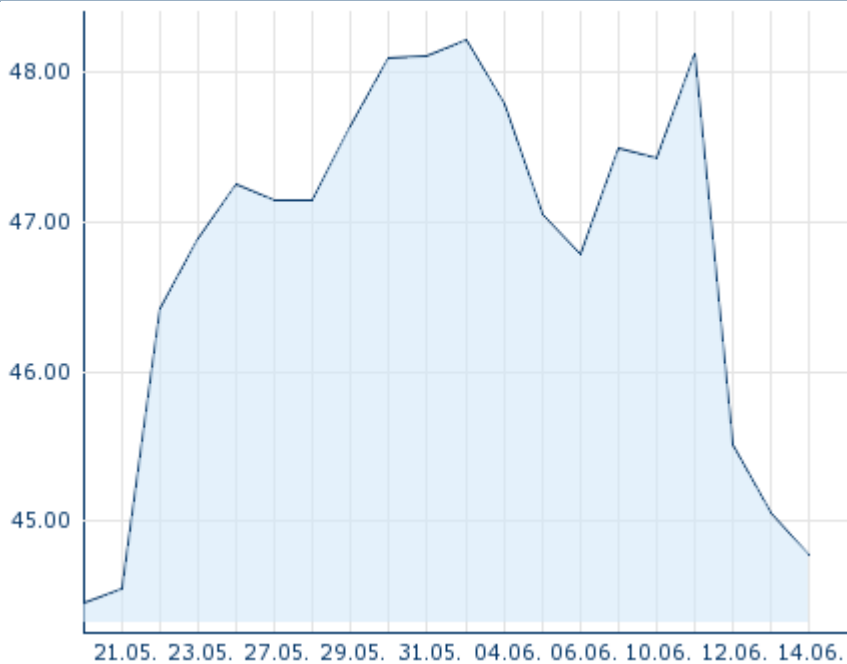
Performance and Risk

	6m	1y	3y
Perf (%)	-	-	-
Perf (abs.)	-	-	-
Beta	-	-	-
Volatility	-	-	-

Futures and Options

Related Futures -
 Related Options -

5y











Information about previous performance does not guarantee future performance.
 Source: FactSet

Price data

Ø price 5 days Ø volume 5 days (pcs.)	46.1817 EUR (0)
Ø price 30 days Ø volume 30 days (pcs.)	- EUR (-)
Ø price 100 days Ø volume 100 days (pcs.)	- EUR (-)
Ø price 250 days Ø volume 250 days (pcs.)	- EUR (-)
YTD High date	- EUR (-)
YTD Low date	- EUR (-)
52 Weeks High date	- EUR (-)
52 Weeks Low date	- EUR (-)

Recent Research

on sector		on market	
Date		Headline	Download
2024/06/14		Global Equity Ratings	
2024/06/14		Aktienempfehlungen Global	
2024/05/31		Equity Weekly	
2024/05/29		Global Equity Ratings	
2024/05/29		Aktienempfehlungen Global	