

SGS S.A. FUTURE (SGSM) - EUX/202506

2024/09/13 18:35:42

Price
93.2232 CHF

Difference  0.09% (0.09)

General attributes

Symbol	SGSMM25
Exchange	Eurex
Currency	CHF
Security type	Future
Underlying	SGS SA
Maturity	06-2025
Contract size	100

Market data

Bid (Bid size)	- CHF (-)
Ask (Ask size)	- CHF (-)
Open	93.2232 CHF
High	93.2232 CHF
Low	93.2232 CHF
Close (prev. day)	93.1354 CHF
Underlying	SGS SA
Underlying price (date)	95.54 (24/09/13)
Settlement price (date)	93.22 (24/09/13)
Open Interest	0

Performance and Risk

	6m	1y	3y
Perf (%)	-	-	-
Perf (abs.)	-	-	-
Beta	-	-	-
Volatility	-	-	-

Futures and Options

Related Futures	-
Related Options	-

5y







Information about previous performance does not guarantee future performance.
Source: FactSet

Price data

Ø price 5 days Ø volume 5 days (pcs.)	92.6164 CHF (0)
Ø price 30 days Ø volume 30 days (pcs.)	91.2262 CHF (0)
Ø price 100 days Ø volume 100 days (pcs.)	- CHF (-)
Ø price 250 days Ø volume 250 days (pcs.)	- CHF (-)
YTD High date	- CHF (-)
YTD Low date	- CHF (-)
52 Weeks High date	- CHF (-)
52 Weeks Low date	- CHF (-)

Recent Research

on sector		on market	
Date		Headline	Download
2024/09/11		Global Equity Ratings	
2024/09/11		Aktienempfehlungen Global	
2024/09/09		Aktienempfehlungen Österreich	
2024/09/05		Global Equity Ratings	
2024/09/05		Aktienempfehlungen Global	