


APPLE INC. FUTURE (AAPH) - EUX/202506

2024/07/18 18:33:27

Price
232.8957 USD

Difference  **-2.44% (-5.82)**

General attributes

Symbol	AAPHM25
Exchange	Eurex
Currency	USD
Security type	Future
Underlying	APPLE INC
Maturity	06-2025
Contract size	100

Market data

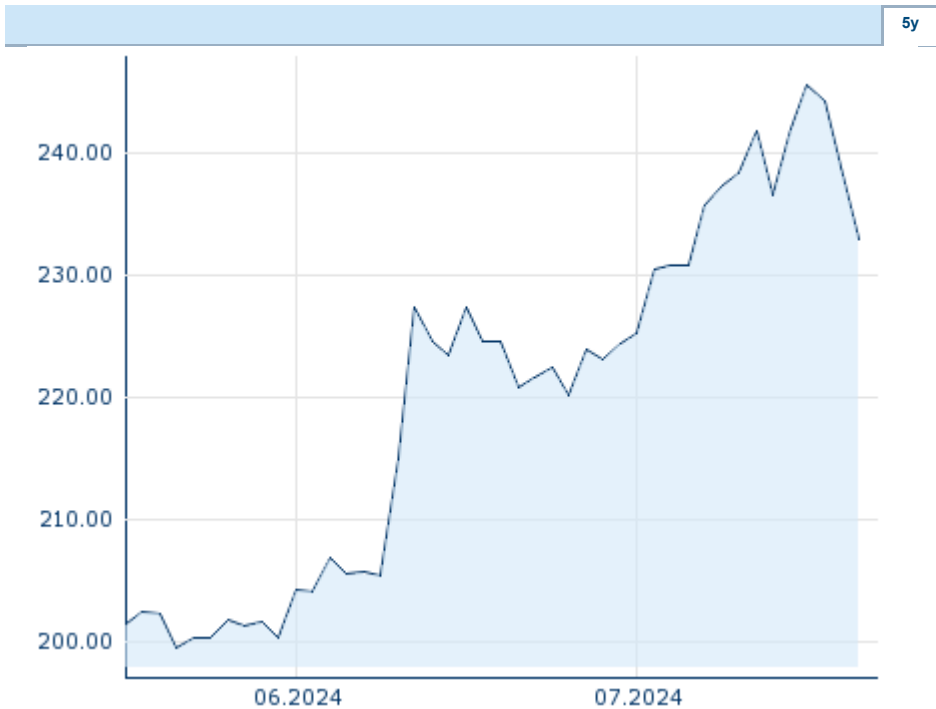
Bid (Bid size)	- USD (-)
Ask (Ask size)	- USD (-)
Open	232.8957 USD
High	232.8957 USD
Low	232.8957 USD
Close (prev. day)	238.719 USD
Underlying	APPLE INC
Underlying price (date)	224.18 (24/07/18)
Settlement price (date)	232.90 (24/07/18)
Open Interest	0

Performance and Risk

	6m	1y	3y
Perf (%)	-	-	-
Perf (abs.)	-	-	-
Beta	-	-	-
Volatility	-	-	-

Futures and Options

Related Futures	-
Related Options	-












Information about previous performance does not guarantee future performance.
 Source: FactSet

Price data

Ø price 5 days Ø volume 5 days (pcs.)	240.6366 USD (0)
Ø price 30 days Ø volume 30 days (pcs.)	228.1421 USD (0)
Ø price 100 days Ø volume 100 days (pcs.)	- USD (-)
Ø price 250 days Ø volume 250 days (pcs.)	- USD (-)
YTD High date	- USD (-)
YTD Low date	- USD (-)
52 Weeks High date	- USD (-)
52 Weeks Low date	- USD (-)

Recent Research

on underlying	on sector	on market	
Date		Headline	Download
2024/07/15		Aktienempfehlungen Global	
2024/07/12		Global Equity Ratings	
2024/06/21		Global Equity Ratings	
2024/06/21		Aktienempfehlungen Global	
2024/06/14		Global Equity Ratings	