

# NVIDIA CORP. FUTURE (NVDF) - EUX/202506

2024/09/13 18:35:29

Price  
**123.1712** USD

Difference  0.68% (0.83)

### General attributes

Symbol	NVDFM25
Exchange	Eurex
Currency	USD
Security type	Future
Underlying	NVIDIA CORP.
Maturity	06-2025
Contract size	100

### Market data

Bid (Bid size)	- USD (-)
Ask (Ask size)	- USD (-)
Open	123.1712 USD
High	123.1712 USD
Low	123.1712 USD
Close (prev. day)	122.3436 USD
Underlying	NVIDIA CORP.
Underlying price (date)	119.10 (24/09/13)
Settlement price (date)	123.17 (24/09/13)
Open Interest	0

### Performance and Risk

	6m	1y	3y
Perf (%)	-	-	-
Perf (abs.)	-	-	-
Beta	-	-	-
Volatility	-	-	-

### Futures and Options

Related Futures	-
Related Options	-












5y

Information about previous performance does not guarantee future performance.  
Source: FactSet

### Price data

Ø price 5 days   Ø volume 5 days (pcs.)	115.7708 USD (0)
Ø price 30 days   Ø volume 30 days (pcs.)	119.8552 USD (0)
Ø price 100 days   Ø volume 100 days (pcs.)	- USD (-)
Ø price 250 days   Ø volume 250 days (pcs.)	- USD (-)
YTD High   date	- USD (-)
YTD Low   date	- USD (-)
52 Weeks High   date	- USD (-)
52 Weeks Low   date	- USD (-)

### Recent Research

on underlying	on sector	on market	
Date		Headline	Download
2024/09/11		Global Equity Ratings	
2024/09/11		Aktienempfehlungen Global	
2024/09/05		Global Equity Ratings	
2024/09/05		Aktienempfehlungen Global	
2024/08/30		Equity Weekly	