

DWS GROUP GMBH & CO. KGAA FUTURE (DWSF) - EUX/202506

2024/07/26 18:35:09

Price
33.2077 EUR
 Difference  2.42% (0.78)

General attributes

Symbol	DWSFM25
Exchange	Eurex
Currency	EUR
Security type	Future
Underlying	DWS GROUP GMBH & CO. KGAA
Maturity	06-2025
Contract size	100

Market data

Bid (Bid size)	- EUR (-)
Ask (Ask size)	- EUR (-)
Open	33.2077 EUR
High	33.2077 EUR
Low	33.2077 EUR
Close (prev. day)	32.4243 EUR
Underlying	DWS GROUP GMBH & CO. KGAA
Underlying price (date)	33.74 (24/07/26)
Settlement price (date)	33.21 (24/07/26)
Open Interest	0

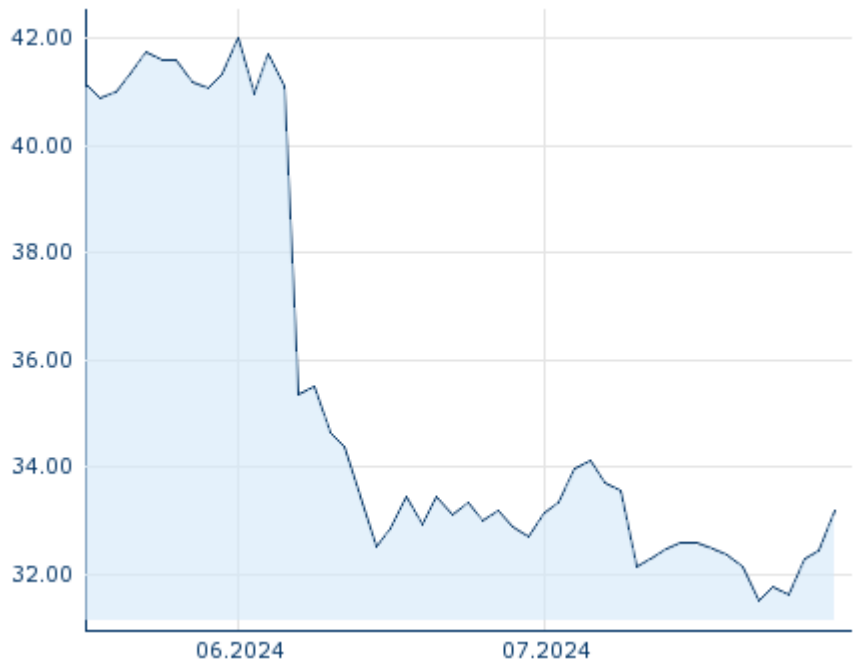
Performance and Risk

	6m	1y	3y
Perf (%)	-	-	-
Perf (abs.)	-	-	-
Beta	-	-	-
Volatility	-	-	-

Futures and Options

Related Futures	-
Related Options	-

5y











Information about previous performance does not guarantee future performance.
 Source: FactSet

Price data

Ø price 5 days Ø volume 5 days (pcs.)	32.2658 EUR (0)
Ø price 30 days Ø volume 30 days (pcs.)	32.8248 EUR (0)
Ø price 100 days Ø volume 100 days (pcs.)	- EUR (-)
Ø price 250 days Ø volume 250 days (pcs.)	- EUR (-)
YTD High date	- EUR (-)
YTD Low date	- EUR (-)
52 Weeks High date	- EUR (-)
52 Weeks Low date	- EUR (-)

Recent Research

on sector		on market	
Date		Headline	Download
2024/07/24		Global Equity Ratings	
2024/07/24		Aktienempfehlungen Global	
2024/07/19		Equity Weekly	
2024/07/15		Aktienempfehlungen Global	
2024/07/12		Global Equity Ratings	