

E.ON SE FUTURE (EOAI) - EUX/202506

2024/06/25 19:05:23

Price
12.6183 EURDifference  -0.13% (-0.02)

General attributes

| | |
|---------------|---------|
| Symbol | EOAIM25 |
| Exchange | Eurex |
| Currency | EUR |
| Security type | Future |
| Underlying | E.ON SE |
| Maturity | 06-2025 |
| Contract size | 100 |

Market data

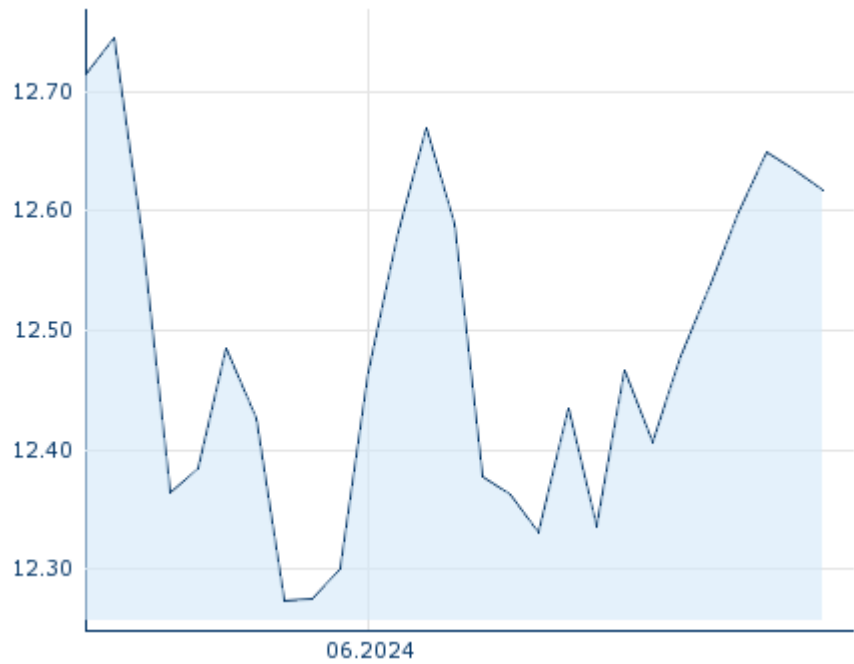
| | |
|-------------------------|-------------------|
| Bid (Bid size) | - EUR (-) |
| Ask (Ask size) | - EUR (-) |
| Open | 12.6183 EUR |
| High | 12.6183 EUR |
| Low | 12.6183 EUR |
| Close (prev. day) | 12.6351 EUR |
| Underlying | E.ON SE |
| Underlying price (date) | 12.495 (24/06/26) |
| Settlement price (date) | 12.62 (24/06/25) |
| Open Interest | 0 |

Performance and Risk

| | 6m | 1y | 3y |
|-------------|----|----|----|
| Perf (%) | - | - | - |
| Perf (abs.) | - | - | - |
| Beta | - | - | - |
| Volatility | - | - | - |

Futures and Options

| | |
|-----------------|---|
| Related Futures | - |
| Related Options | - |













5y

Information about previous performance does not guarantee future performance.
Source: FactSet

Price data

| | |
|---|-----------------|
| Ø price 5 days Ø volume 5 days (pcs.) | 12.6079 EUR (0) |
| Ø price 30 days Ø volume 30 days (pcs.) | - EUR (-) |
| Ø price 100 days Ø volume 100 days (pcs.) | - EUR (-) |
| Ø price 250 days Ø volume 250 days (pcs.) | - EUR (-) |
| YTD High date | - EUR (-) |
| YTD Low date | - EUR (-) |
| 52 Weeks High date | - EUR (-) |
| 52 Weeks Low date | - EUR (-) |

Recent Research

| on underlying | | | | on sector | | | | on market | | | |
|---------------|---|---------------------------|--|-----------|--|---|--|-----------|--|--|--|
| Date | | Headline | | | | Download | | | | | |
| 2022/12/19 |  | Global Equity Ratings | | | |  | | | | | |
| 2022/12/19 |  | Aktienempfehlungen Global | | | |  | | | | | |
| 2022/11/28 |  | Global Equity Ratings | | | |  | | | | | |
| 2022/11/28 |  | Aktienempfehlungen Global | | | |  | | | | | |
| 2022/11/18 |  | Global Equity Ratings | | | |  | | | | | |