

FACEBOOK INC FUTURE (FBUF) - EUX/202506

2024/07/16 18:50:17

Price
512.5365 USD

Difference  -1.98% (-10.36)

General attributes

Symbol	FBUFM25
Exchange	Eurex
Currency	USD
Security type	Future
Underlying	META PLATFORMS INC. CLASS A
Maturity	06-2025
Contract size	100

Market data

Bid (Bid size)	- USD (-)
Ask (Ask size)	- USD (-)
Open	512.5365 USD
High	512.5365 USD
Low	512.5365 USD
Close (prev. day)	522.8967 USD
Underlying	META PLATFORMS INC. CLASS A
Underlying price (date)	489.79 (24/07/16)
Settlement price (date)	512.54 (24/07/16)
Open Interest	0

Performance and Risk

	6m	1y	3y
Perf (%)	-	-	-
Perf (abs.)	-	-	-
Beta	-	-	-
Volatility	-	-	-

Futures and Options

Related Futures	-
Related Options	-












Information about previous performance does not guarantee future performance.
Source: FactSet

Price data

Ø price 5 days Ø volume 5 days (pcs.)	532.5073 USD (0)
Ø price 30 days Ø volume 30 days (pcs.)	531.7672 USD (0)
Ø price 100 days Ø volume 100 days (pcs.)	- USD (-)
Ø price 250 days Ø volume 250 days (pcs.)	- USD (-)
YTD High date	- USD (-)
YTD Low date	- USD (-)
52 Weeks High date	- USD (-)
52 Weeks Low date	- USD (-)

Recent Research

on underlying	on sector	on market	
Date		Headline	Download
2024/07/15		Aktienempfehlungen Global	
2024/07/12		Global Equity Ratings	
2024/06/21		Global Equity Ratings	
2024/06/21		Aktienempfehlungen Global	
2024/06/14		Global Equity Ratings	