

FACEBOOK INC FUTURE (FBUF) - EUX/202506

2024/07/16 18:50:17

Price
512.5365 USD

Difference  -1.98% (-10.36)

General attributes

| | |
|---------------|-----------------------------|
| Symbol | FBUFM25 |
| Exchange | Eurex |
| Currency | USD |
| Security type | Future |
| Underlying | META PLATFORMS INC. CLASS A |
| Maturity | 06-2025 |
| Contract size | 100 |

Market data

| | |
|-------------------------|-----------------------------|
| Bid (Bid size) | - USD (-) |
| Ask (Ask size) | - USD (-) |
| Open | 512.5365 USD |
| High | 512.5365 USD |
| Low | 512.5365 USD |
| Close (prev. day) | 522.8967 USD |
| Underlying | META PLATFORMS INC. CLASS A |
| Underlying price (date) | 489.79 (24/07/16) |
| Settlement price (date) | 512.54 (24/07/16) |
| Open Interest | 0 |

Performance and Risk

| | 6m | 1y | 3y |
|-------------|----|----|----|
| Perf (%) | - | - | - |
| Perf (abs.) | - | - | - |
| Beta | - | - | - |
| Volatility | - | - | - |

Futures and Options

| | |
|-----------------|---|
| Related Futures | - |
| Related Options | - |













Information about previous performance does not guarantee future performance.
Source: FactSet

Price data

| | |
|---|------------------|
| Ø price 5 days Ø volume 5 days (pcs.) | 532.5073 USD (0) |
| Ø price 30 days Ø volume 30 days (pcs.) | 531.7672 USD (0) |
| Ø price 100 days Ø volume 100 days (pcs.) | - USD (-) |
| Ø price 250 days Ø volume 250 days (pcs.) | - USD (-) |
| YTD High date | - USD (-) |
| YTD Low date | - USD (-) |
| 52 Weeks High date | - USD (-) |
| 52 Weeks Low date | - USD (-) |

Recent Research

| on underlying | on sector | on market | |
|---------------|---|---------------------------|---|
| Date | | Headline | Download |
| 2024/07/15 |  | Aktienempfehlungen Global |  |
| 2024/07/12 |  | Global Equity Ratings |  |
| 2024/06/21 |  | Global Equity Ratings |  |
| 2024/06/21 |  | Aktienempfehlungen Global |  |
| 2024/06/14 |  | Global Equity Ratings |  |