

# VISCOFAN S.A. FUTURE (VICF) - EUX/202506

2024/07/26 18:36:04

**Price**  
**59.1727** EUR  
 Difference  -0.01% (-0.01)

**General attributes**

|               |             |
|---------------|-------------|
| Symbol        | VICFM25     |
| Exchange      | Eurex       |
| Currency      | EUR         |
| Security type | Future      |
| Underlying    | VISCOFAN SA |
| Maturity      | 06-2025     |
| Contract size | 100         |

**Market data**

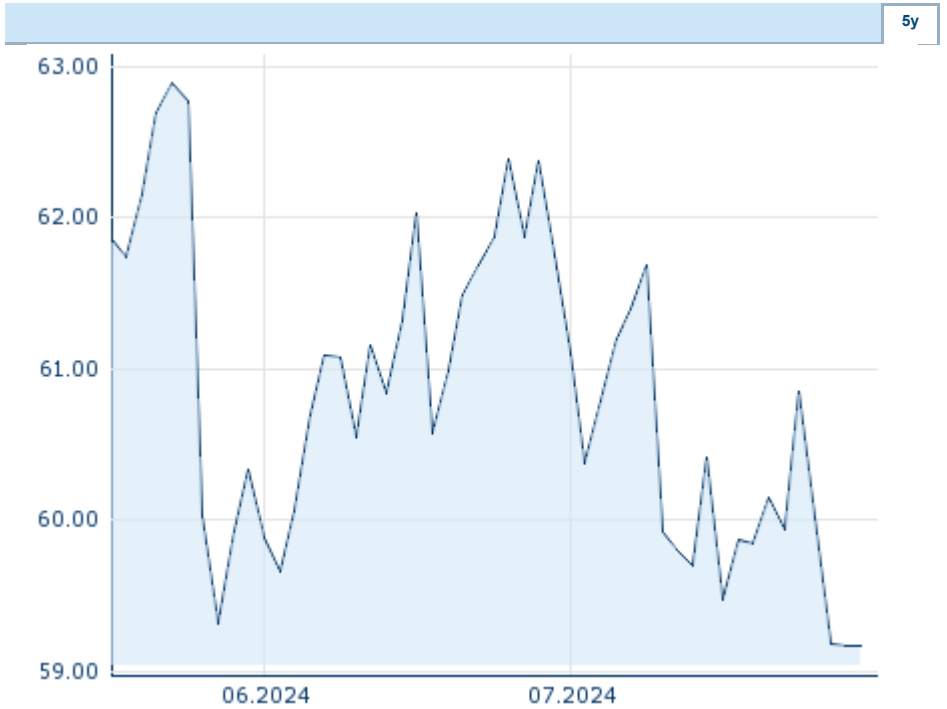
|                         |                  |
|-------------------------|------------------|
| Bid (Bid size)          | - EUR (-)        |
| Ask (Ask size)          | - EUR (-)        |
| Open                    | 59.1727 EUR      |
| High                    | 59.1727 EUR      |
| Low                     | 59.1727 EUR      |
| Close (prev. day)       | 59.1781 EUR      |
| Underlying              | VISCOFAN SA      |
| Underlying price (date) | 59.20 (24/07/26) |
| Settlement price (date) | 59.17 (24/07/26) |
| Open Interest           | 0                |

**Performance and Risk**

|             | 6m | 1y | 3y |
|-------------|----|----|----|
| Perf (%)    | -  | -  | -  |
| Perf (abs.) | -  | -  | -  |
| Beta        | -  | -  | -  |
| Volatility  | -  | -  | -  |

**Futures and Options**

|                 |   |
|-----------------|---|
| Related Futures | - |
| Related Options | - |













Information about previous performance does not guarantee future performance.  
 Source: FactSet

**Price data**

|   |                 |
|---|-----------------|
| Ø price 5 days   Ø volume 5 days (pcs.)     | 59.6802 EUR (0) |
| Ø price 30 days   Ø volume 30 days (pcs.)   | 60.7027 EUR (0) |
| Ø price 100 days   Ø volume 100 days (pcs.) | - EUR (-)       |
| Ø price 250 days   Ø volume 250 days (pcs.) | - EUR (-)       |
| YTD High   date                             | - EUR (-)       |
| YTD Low   date                              | - EUR (-)       |
| 52 Weeks High   date                        | - EUR (-)       |
| 52 Weeks Low   date                         | - EUR (-)       |

**Recent Research**

| on sector  |   | on market                 |   |
|------------|---|---------------------------|---|
| Date       |   | Headline                  | Download  |
| 2024/07/26 |  | Equity Weekly             |  |
| 2024/07/24 |  | Global Equity Ratings     |  |
| 2024/07/24 |  | Aktienempfehlungen Global |  |
| 2024/07/15 |  | Aktienempfehlungen Global |  |
| 2024/07/12 |  | Equity Weekly             |  |