

CITIGROUP INC. FUTURE (CITG) - EUX/202506

2024/07/26 18:35:03

Price
65.9049 USD
 Difference  1.23% (0.80)

General attributes

Symbol CITGM25
 Exchange Eurex
 Currency USD
 Security type Future
 Underlying CITIGROUP INC
 Maturity 06-2025
 Contract size 100

Market data

Bid (Bid size) - USD (-)
 Ask (Ask size) - USD (-)
 Open 65.9049 USD
 High 65.9049 USD
 Low 65.9049 USD
 Close (prev. day) 65.1072 USD
 Underlying CITIGROUP INC
 Underlying price (date) 65.18 (24/07/26)
 Settlement price (date) 65.90 (24/07/26)
 Open Interest 0

Performance and Risk

| | 6m | 1y | 3y |
|-------------|----|----|----|
| Perf (%) | - | - | - |
| Perf (abs.) | - | - | - |
| Beta | - | - | - |
| Volatility | - | - | - |

Futures and Options

Related Futures -
 Related Options -

5y













Information about previous performance does not guarantee future performance.
 Source: FactSet

Price data

| | |
|---|-----------------|
| Ø price 5 days Ø volume 5 days (pcs.) | 65.3927 USD (0) |
| Ø price 30 days Ø volume 30 days (pcs.) | 64.6744 USD (0) |
| Ø price 100 days Ø volume 100 days (pcs.) | - USD (-) |
| Ø price 250 days Ø volume 250 days (pcs.) | - USD (-) |
| YTD High date | - USD (-) |
| YTD Low date | - USD (-) |
| 52 Weeks High date | - USD (-) |
| 52 Weeks Low date | - USD (-) |

Recent Research

| on underlying | | on sector | | on market | |
|---------------|---|---------------------------|--|---|--|
| Date | | Headline | | Download | |
| 2024/07/24 |  | Global Equity Ratings | |  | |
| 2024/07/24 |  | Aktienempfehlungen Global | |  | |
| 2024/07/15 |  | Aktienempfehlungen Global | |  | |
| 2024/07/12 |  | Global Equity Ratings | |  | |
| 2024/06/21 |  | Global Equity Ratings | |  | |