

NETFLIX INC. FUTURE (NTFF) - EUX/202506

2024/07/19 19:04:09

Price
666.3448 USD
 Difference  **-0.92% (-6.19)**

General attributes	
Symbol	NTFFM25
Exchange	Eurex
Currency	USD
Security type	Future
Underlying	NETFLIX INC
Maturity	06-2025
Contract size	100

Market data	
Bid (Bid size)	- USD (-)
Ask (Ask size)	- USD (-)
Open	666.3448 USD
High	666.3448 USD
Low	666.3448 USD
Close (prev. day)	672.5378 USD
Underlying	NETFLIX INC
Underlying price (date)	633.34 (24/07/19)
Settlement price (date)	666.34 (24/07/19)
Open Interest	0

Performance and Risk			
	6m	1y	3y
Perf (%)	-	-	-
Perf (abs.)	-	-	-
Beta	-	-	-
Volatility	-	-	-










Futures and Options	
Related Futures	-
Related Options	-



Information about previous performance does not guarantee future performance.
 Source: FactSet

Price data	
Ø price 5 days Ø volume 5 days (pcs.)	682.9148 USD (0)
Ø price 30 days Ø volume 30 days (pcs.)	703.7974 USD (0)
Ø price 100 days Ø volume 100 days (pcs.)	- USD (-)
Ø price 250 days Ø volume 250 days (pcs.)	- USD (-)
YTD High date	- USD (-)
YTD Low date	- USD (-)
52 Weeks High date	- USD (-)
52 Weeks Low date	- USD (-)

Recent Research

on underlying	on sector	on market	
Date		Headline	Download
2024/07/15		Aktienempfehlungen Global	
2024/07/12		Global Equity Ratings	
2024/06/21		Global Equity Ratings	
2024/06/21		Aktienempfehlungen Global	
2024/06/14		Global Equity Ratings	