

# NETFLIX INC. FUTURE (NTFF) - EUX/202506

2024/07/15 18:41:32

**Price**  
**694.9678** USD  
 Difference  1.29% (8.85)

**General attributes**

Symbol NTFFM25  
 Exchange Eurex  
 Currency USD  
 Security type Future  
 Underlying NETFLIX INC  
 Maturity 06-2025  
 Contract size 100

**Market data**

Bid (Bid size) - USD (-)  
 Ask (Ask size) - USD (-)  
 Open 694.9678 USD  
 High 694.9678 USD  
 Low 694.9678 USD  
 Close (prev. day) 686.1197 USD  
 Underlying NETFLIX INC  
 Underlying price (date) 658.325 (24/07/16)  
 Settlement price (date) 694.97 (24/07/15)  
 Open Interest 0

**Performance and Risk**

	6m	1y	3y
Perf (%)	-	-	-
Perf (abs.)	-	-	-
Beta	-	-	-
Volatility	-	-	-

**Futures and Options**

Related Futures -  
 Related Options -

5y








Information about previous performance does not guarantee future performance.  
 Source: FactSet

**Price data**

Ø price 5 days   Ø volume 5 days (pcs.)	701.3647 USD (0)
Ø price 30 days   Ø volume 30 days (pcs.)	703.8546 USD (0)
Ø price 100 days   Ø volume 100 days (pcs.)	- USD (-)
Ø price 250 days   Ø volume 250 days (pcs.)	- USD (-)
YTD High   date	- USD (-)
YTD Low   date	- USD (-)
52 Weeks High   date	- USD (-)
52 Weeks Low   date	- USD (-)

**Recent Research**

on underlying	on sector	on market	
Date		Headline	Download
2024/07/15		Aktienempfehlungen Global	
2024/07/12		Global Equity Ratings	
2024/06/21		Global Equity Ratings	
2024/06/21		Aktienempfehlungen Global	
2024/06/14		Global Equity Ratings	