

# LVMH MOËT HENN. L. VUITTON SE FUTURE (MOHG) - EUX/202506

2024/08/08 18:47:06

**Price**  
**641.3013** EUR  
 Difference  0.30% (1.91)

**General attributes**

**Symbol** MOHGM25  
**Exchange** Eurex  
**Currency** EUR  
**Security type** Future  
**Underlying** LVMH MOET HENNESSY LOUIS VUITTON SE  
**Maturity** 06-2025  
**Contract size** 100

**Market data**

**Bid (Bid size)** - EUR (-)  
**Ask (Ask size)** - EUR (-)  
**Open** 641.3013 EUR  
**High** 641.3013 EUR  
**Low** 641.3013 EUR  
**Close (prev. day)** 639.3935 EUR  
**Underlying** LVMH MOET HENNESSY LOUIS VUITTON SE  
**Underlying price (date)** 636.00 (24/08/09)  
**Settlement price (date)** 641.30 (24/08/08)  
**Open Interest** 0

**Performance and Risk**

	6m	1y	3y
Perf (%)	-	-	-
Perf (abs.)	-	-	-
Beta	-	-	-
Volatility	-	-	-

**Futures and Options**

**Related Futures** -  
**Related Options** -

5y












Information about previous performance does not guarantee future performance.  
 Source: FactSet

**Price data**

Ø price 5 days   Ø volume 5 days (pcs.)	636.5146 EUR (0)
Ø price 30 days   Ø volume 30 days (pcs.)	690.9215 EUR (0)
Ø price 100 days   Ø volume 100 days (pcs.)	- EUR (-)
Ø price 250 days   Ø volume 250 days (pcs.)	- EUR (-)
YTD High   date	- EUR (-)
YTD Low   date	- EUR (-)
52 Weeks High   date	- EUR (-)
52 Weeks Low   date	- EUR (-)

**Recent Research**

on underlying	on sector	on market	
<b>Date</b>		<b>Headline</b>	<b>Download</b>
2024/07/26		Equity Weekly	
2024/07/24		Global Equity Ratings	
2024/07/24		Aktienempfehlungen Global	
2024/07/15		Aktienempfehlungen Global	
2024/07/12		Global Equity Ratings	