

FIELMANN AG FUTURE (FIEG) - EUX/202506

2024/08/21 18:44:57

Price
42.6041 EUR
 Difference  1.71% (0.72)

General attributes

Symbol FIEGM25
 Exchange Eurex
 Currency EUR
 Security type Future
 Underlying FIELMANN GROUP AG
 Maturity 06-2025
 Contract size 100

Market data

Bid (Bid size) - EUR (-)
 Ask (Ask size) - EUR (-)
 Open 42.6041 EUR
 High 42.6041 EUR
 Low 42.6041 EUR
 Close (prev. day) 41.887 EUR
 Underlying FIELMANN GROUP AG
 Underlying price (date) 41.40 (24/08/21)
 Settlement price (date) 42.60 (24/08/21)
 Open Interest 0

Performance and Risk

	6m	1y	3y
Perf (%)	-	-	-
Perf (abs.)	-	-	-
Beta	-	-	-
Volatility	-	-	-

Futures and Options

Related Futures -
 Related Options -

5y












Information about previous performance does not guarantee future performance.
 Source: FactSet

Price data

Ø price 5 days Ø volume 5 days (pcs.)	42.2427 EUR (0)
Ø price 30 days Ø volume 30 days (pcs.)	42.7998 EUR (0)
Ø price 100 days Ø volume 100 days (pcs.)	- EUR (-)
Ø price 250 days Ø volume 250 days (pcs.)	- EUR (-)
YTD High date	- EUR (-)
YTD Low date	- EUR (-)
52 Weeks High date	- EUR (-)
52 Weeks Low date	- EUR (-)

Recent Research

on sector		on market	
Date		Headline	Download
2024/08/12		Global Equity Ratings	
2024/08/12		Aktienempfehlungen Global	
2024/07/24		Global Equity Ratings	
2024/07/24		Aktienempfehlungen Global	
2024/07/15		Aktienempfehlungen Global	