

INTEL CORP. FUTURE (INTF) - EUX/202506

2024/07/26 18:35:27

Price
32.1954 USD

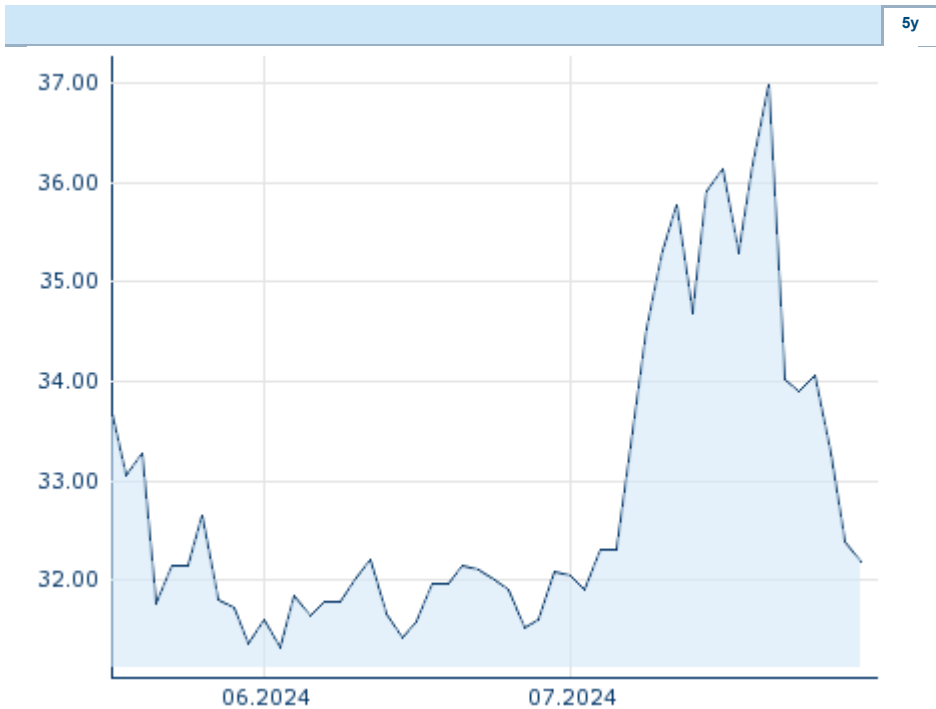
Difference  **-0.63% (-0.20)**

General attributes

Symbol	INTFM25
Exchange	Eurex
Currency	USD
Security type	Future
Underlying	INTEL CORP.
Maturity	06-2025
Contract size	100

Market data

Bid (Bid size)	- USD (-)
Ask (Ask size)	- USD (-)
Open	32.1954 USD
High	32.1954 USD
Low	32.1954 USD
Close (prev. day)	32.3982 USD
Underlying	INTEL CORP.
Underlying price (date)	31.35 (24/07/26)
Settlement price (date)	32.20 (24/07/26)
Open Interest	0



Information about previous performance does not guarantee future performance.
 Source: FactSet

Performance and Risk

	6m	1y	3y
Perf (%)	-	-	-
Perf (abs.)	-	-	-
Beta	-	-	-
Volatility	-	-	-










Futures and Options

Related Futures	-
Related Options	-

Price data

Ø price 5 days Ø volume 5 days (pcs.)	33.1659 USD (0)
Ø price 30 days Ø volume 30 days (pcs.)	33.3812 USD (0)
Ø price 100 days Ø volume 100 days (pcs.)	- USD (-)
Ø price 250 days Ø volume 250 days (pcs.)	- USD (-)
YTD High date	- USD (-)
YTD Low date	- USD (-)
52 Weeks High date	- USD (-)
52 Weeks Low date	- USD (-)

Recent Research

on underlying				on sector				on market			
Date		Headline		Download							
2024/07/24		Global Equity Ratings									
2024/07/24		Aktienempfehlungen Global									
2024/07/15		Aktienempfehlungen Global									
2024/07/12		Global Equity Ratings									
2024/06/21		Global Equity Ratings		