

# HP INC FUTURE (HPQF) - EUX/202506

2024/07/26 18:35:24

**Price**  
**36.9564** USD  
**Difference**  **-2.50% (-0.95)**

**General attributes**

Symbol	HPQFM25
Exchange	Eurex
Currency	USD
Security type	Future
Underlying	HP INC.
Maturity	06-2025
Contract size	100

**Market data**

Bid (Bid size)	- USD (-)
Ask (Ask size)	- USD (-)
Open	36.9564 USD
High	36.9564 USD
Low	36.9564 USD
Close (prev. day)	37.9049 USD
Underlying	HP INC.
Underlying price (date)	36.34 (24/07/26)
Settlement price (date)	36.96 (24/07/26)
Open Interest	0

**Performance and Risk**

	6m	1y	3y
Perf (%)	-	-	-
Perf (abs.)	-	-	-
Beta	-	-	-
Volatility	-	-	-

**Futures and Options**

Related Futures	-
Related Options	-

5y











Information about previous performance does not guarantee future performance.  
 Source: FactSet

**Price data**

Ø price 5 days   Ø volume 5 days (pcs.)	38.1000 USD (0)
Ø price 30 days   Ø volume 30 days (pcs.)	36.9839 USD (0)
Ø price 100 days   Ø volume 100 days (pcs.)	- USD (-)
Ø price 250 days   Ø volume 250 days (pcs.)	- USD (-)
YTD High   date	- USD (-)
YTD Low   date	- USD (-)
52 Weeks High   date	- USD (-)
52 Weeks Low   date	- USD (-)

**Recent Research**

Date	on sector	on market	Headline	Download
2024/07/26			Equity Weekly	
2024/07/24			Global Equity Ratings	
2024/07/24			Aktienempfehlungen Global	
2024/07/15			Aktienempfehlungen Global	
2024/07/12			Global Equity Ratings	