

NEXTERA ENERGY INC. FUTURE (FPLF) - EUX/202506

2024/07/15 18:41:08

Price
73.6177 USD

Difference  -5.74% (-4.48)

General attributes

Symbol	FPLFM25
Exchange	Eurex
Currency	USD
Security type	Future
Underlying	NEXTERA ENERGY INC.
Maturity	06-2025
Contract size	100

Market data

Bid (Bid size)	- USD (-)
Ask (Ask size)	- USD (-)
Open	73.6177 USD
High	73.6177 USD
Low	73.6177 USD
Close (prev. day)	78.1024 USD
Underlying	NEXTERA ENERGY INC.
Underlying price (date)	71.85 (24/07/16)
Settlement price (date)	73.62 (24/07/15)
Open Interest	0

Performance and Risk

	6m	1y	3y
Perf (%)	-	-	-
Perf (abs.)	-	-	-
Beta	-	-	-
Volatility	-	-	-

Futures and Options

Related Futures	-
Related Options	-












Information about previous performance does not guarantee future performance.
Source: FactSet

Price data

Ø price 5 days Ø volume 5 days (pcs.)	75.1781 USD (0)
Ø price 30 days Ø volume 30 days (pcs.)	74.9157 USD (0)
Ø price 100 days Ø volume 100 days (pcs.)	- USD (-)
Ø price 250 days Ø volume 250 days (pcs.)	- USD (-)
YTD High date	- USD (-)
YTD Low date	- USD (-)
52 Weeks High date	- USD (-)
52 Weeks Low date	- USD (-)

Recent Research

Date	on underlying	on sector	on market	Headline	Download
2024/07/15				Aktienempfehlungen Global	
2024/07/12				Global Equity Ratings	
2024/06/21				Global Equity Ratings	
2024/06/21				Aktienempfehlungen Global	
2024/06/14				Global Equity Ratings	