


# EXXON MOBIL CORP. FUTURE (XOMF) - EUX/202506

2024/07/29 18:35:50

**Price**  
**117.3715** USD

**Difference**  **-1.01% (-1.20)**

**General attributes**

Symbol	XOMFM25
Exchange	Eurex
Currency	USD
Security type	Future
Underlying	EXXON MOBIL CORPORATION
Maturity	06-2025
Contract size	100

**Market data**

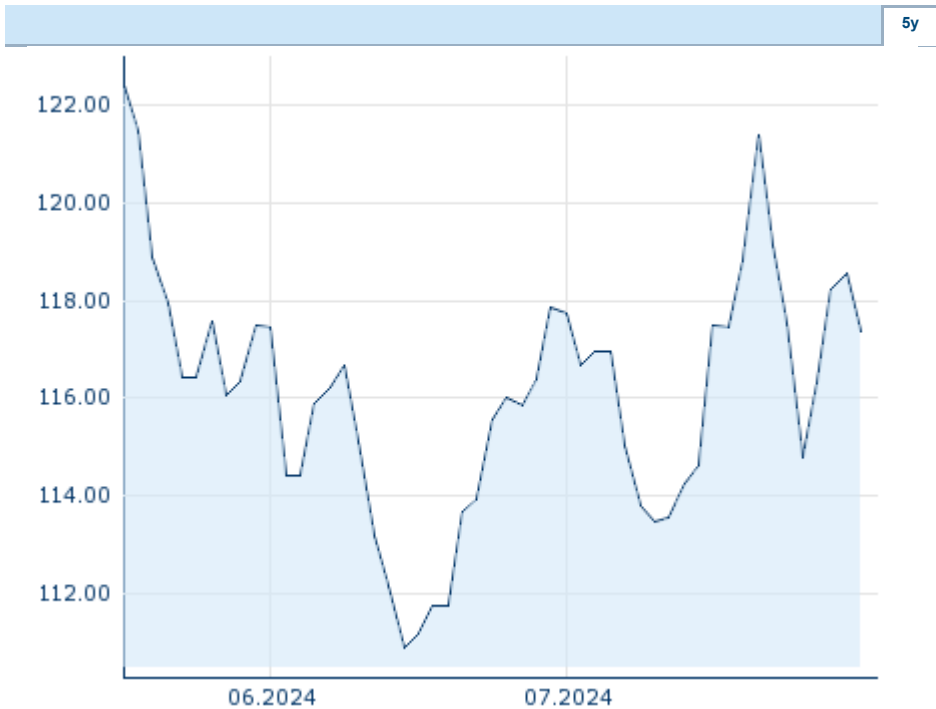
Bid (Bid size)	- USD (-)
Ask (Ask size)	- USD (-)
Open	117.3715 USD
High	117.3715 USD
Low	117.3715 USD
Close (prev. day)	118.5721 USD
Underlying	EXXON MOBIL CORPORATION
Underlying price (date)	116.10 (24/07/29)
Settlement price (date)	117.37 (24/07/29)
Open Interest	0

**Performance and Risk**

	6m	1y	3y
Perf (%)	-	-	-
Perf (abs.)	-	-	-
Beta	-	-	-
Volatility	-	-	-

**Futures and Options**

Related Futures	-
Related Options	-












Information about previous performance does not guarantee future performance.  
 Source: FactSet

**Price data**

Ø price 5 days   Ø volume 5 days (pcs.)	117.0593 USD (0)
Ø price 30 days   Ø volume 30 days (pcs.)	116.1020 USD (0)
Ø price 100 days   Ø volume 100 days (pcs.)	- USD (-)
Ø price 250 days   Ø volume 250 days (pcs.)	- USD (-)
YTD High   date	- USD (-)
YTD Low   date	- USD (-)
52 Weeks High   date	- USD (-)
52 Weeks Low   date	- USD (-)

**Recent Research**

on underlying   on sector   on market			
Date		Headline	Download
2024/07/24		Global Equity Ratings	
2024/07/24		Aktienempfehlungen Global	
2024/07/15		Aktienempfehlungen Global	
2024/07/12		Global Equity Ratings	
2024/06/21		Global Equity Ratings	