

ADIDAS AG FUTURE (ADSG) - EUX/202506

2024/09/13 18:34:53

Price
223.1157 EUR

Difference  **-0.01% (-0.02)**

General attributes

Symbol	ADSGM25
Exchange	Eurex
Currency	EUR
Security type	Future
Underlying	ADIDAS AG
Maturity	06-2025
Contract size	100

Market data

Bid (Bid size)	- EUR (-)
Ask (Ask size)	- EUR (-)
Open	223.1157 EUR
High	223.1157 EUR
Low	223.1157 EUR
Close (prev. day)	223.1333 EUR
Underlying	ADIDAS AG
Underlying price (date)	218.50 (24/09/13)
Settlement price (date)	223.12 (24/09/13)
Open Interest	0

Performance and Risk

	6m	1y	3y
Perf (%)	-	-	-
Perf (abs.)	-	-	-
Beta	-	-	-
Volatility	-	-	-

Futures and Options

Related Futures	-
Related Options	-












Information about previous performance does not guarantee future performance.
Source: FactSet

Price data

Ø price 5 days Ø volume 5 days (pcs.)	219.6010 EUR (0)
Ø price 30 days Ø volume 30 days (pcs.)	224.1183 EUR (0)
Ø price 100 days Ø volume 100 days (pcs.)	- EUR (-)
Ø price 250 days Ø volume 250 days (pcs.)	- EUR (-)
YTD High date	- EUR (-)
YTD Low date	- EUR (-)
52 Weeks High date	- EUR (-)
52 Weeks Low date	- EUR (-)

Recent Research

on underlying	on sector	on market	
Date		Headline	Download
2024/09/11		Global Equity Ratings	
2024/09/11		Aktienempfehlungen Global	
2024/09/05		Global Equity Ratings	
2024/09/05		Aktienempfehlungen Global	
2024/08/12		Global Equity Ratings	