

EDP - ENERGIAS DE PORTUGAL SA FUTURE (EDPF) - EUX/202506

2024/08/16 19:01:18

Price
3.634 EUR
 Difference  0.91% (0.03)

General attributes

Symbol	EDPFM25
Exchange	Eurex
Currency	EUR
Security type	Future
Underlying	EDP-ENERGIAS DE PORTUGAL SA
Maturity	06-2025
Contract size	100

Market data

Bid (Bid size)	- EUR (-)
Ask (Ask size)	- EUR (-)
Open	3.634 EUR
High	3.634 EUR
Low	3.634 EUR
Close (prev. day)	3.6013 EUR
Underlying	EDP-ENERGIAS DE PORTUGAL SA
Underlying price (date)	3.721 (24/08/16)
Settlement price (date)	3.63 (24/08/16)
Open Interest	0

Performance and Risk

	6m	1y	3y
Perf (%)	-	-	-
Perf (abs.)	-	-	-
Beta	-	-	-
Volatility	-	-	-

Futures and Options

Related Futures	-
Related Options	-

5y












Information about previous performance does not guarantee future performance.
 Source: FactSet

Price data

Ø price 5 days Ø volume 5 days (pcs.)	3.627 EUR (0)
Ø price 30 days Ø volume 30 days (pcs.)	3.624 EUR (0)
Ø price 100 days Ø volume 100 days (pcs.)	- EUR (-)
Ø price 250 days Ø volume 250 days (pcs.)	- EUR (-)
YTD High date	- EUR (-)
YTD Low date	- EUR (-)
52 Weeks High date	- EUR (-)
52 Weeks Low date	- EUR (-)

Recent Research

on underlying	on sector	on market	
Date		Headline	Download
2022/12/19		Global Equity Ratings	
2022/12/19		Aktienempfehlungen Global	
2022/11/28		Global Equity Ratings	
2022/11/28		Aktienempfehlungen Global	
2022/11/18		Global Equity Ratings	