

EDP - ENERGIAS DE PORTUGAL SA FUTURE (EDPF) - EUX/202506

2024/08/21 18:44:52

Price
3.6366 EUR
 Difference  -0.18% (-0.01)

General attributes

Symbol	EDPFM25
Exchange	Eurex
Currency	EUR
Security type	Future
Underlying	EDP-ENERGIAS DE PORTUGAL SA
Maturity	06-2025
Contract size	100

Market data

Bid (Bid size)	- EUR (-)
Ask (Ask size)	- EUR (-)
Open	3.6366 EUR
High	3.6366 EUR
Low	3.6366 EUR
Close (prev. day)	3.6431 EUR
Underlying	EDP-ENERGIAS DE PORTUGAL SA
Underlying price (date)	3.707 (24/08/21)
Settlement price (date)	3.64 (24/08/21)
Open Interest	0

Performance and Risk

	6m	1y	3y
Perf (%)	-	-	-
Perf (abs.)	-	-	-
Beta	-	-	-
Volatility	-	-	-

Futures and Options

Related Futures	-
Related Options	-











Information about previous performance does not guarantee future performance.
 Source: FactSet

Price data

Ø price 5 days Ø volume 5 days (pcs.)	3.6399 EUR (0)
Ø price 30 days Ø volume 30 days (pcs.)	3.6409 EUR (0)
Ø price 100 days Ø volume 100 days (pcs.)	- EUR (-)
Ø price 250 days Ø volume 250 days (pcs.)	- EUR (-)
YTD High date	- EUR (-)
YTD Low date	- EUR (-)
52 Weeks High date	- EUR (-)
52 Weeks Low date	- EUR (-)

Recent Research

on underlying	on sector	on market	
Date		Headline	Download
2022/12/19		Global Equity Ratings	
2022/12/19		Aktienempfehlungen Global	
2022/11/28		Global Equity Ratings	
2022/11/28		Aktienempfehlungen Global	
2022/11/18		Global Equity Ratings	