

STELLANTIS NV (FRÜH.FIAT CHR.) FUTURE (FIAK) - EUX/202506

2024/06/21 19:17:09

Price
18.5082 EUR

Difference  **-0.20% (-0.04)**

General attributes

| | |
|---------------|-----------------|
| Symbol | FIAKM25 |
| Exchange | Eurex |
| Currency | EUR |
| Security type | Future |
| Underlying | STELLANTIS N.V. |
| Maturity | 06-2025 |
| Contract size | 1,000 |

Market data

| | |
|-------------------------|-------------------|
| Bid (Bid size) | - EUR (-) |
| Ask (Ask size) | - EUR (-) |
| Open | 18.5082 EUR |
| High | 18.5082 EUR |
| Low | 18.5082 EUR |
| Close (prev. day) | 18.5454 EUR |
| Underlying | STELLANTIS N.V. |
| Underlying price (date) | 19.032 (24/06/21) |
| Settlement price (date) | 18.51 (24/06/21) |
| Open Interest | 0 |

Performance and Risk

| | 6m | 1y | 3y |
|-------------|----|----|----|
| Perf (%) | - | - | - |
| Perf (abs.) | - | - | - |
| Beta | - | - | - |
| Volatility | - | - | - |

Futures and Options

| | |
|-----------------|---|
| Related Futures | - |
| Related Options | - |













Information about previous performance does not guarantee future performance.
Source: FactSet

Price data

| | |
|---|-----------------|
| Ø price 5 days Ø volume 5 days (pcs.) | 18.4888 EUR (0) |
| Ø price 30 days Ø volume 30 days (pcs.) | - EUR (-) |
| Ø price 100 days Ø volume 100 days (pcs.) | - EUR (-) |
| Ø price 250 days Ø volume 250 days (pcs.) | - EUR (-) |
| YTD High date | - EUR (-) |
| YTD Low date | - EUR (-) |
| 52 Weeks High date | - EUR (-) |
| 52 Weeks Low date | - EUR (-) |

Recent Research

| on underlying | on sector | on market | |
|---------------|---|---------------------------|---|
| Date | | Headline | Download |
| 2023/06/06 |  | Global Equity Ratings |  |
| 2023/06/06 |  | Aktienempfehlungen Global |  |
| 2023/06/01 |  | Aktienempfehlungen Global |  |
| 2023/06/01 |  | Global Equity Ratings |  |
| 2023/05/24 |  | Global Equity Ratings |  |