

OPMOBILITY

ISIN: FR0000124570

WKN: 12457

Overview

2024/08/01 09:30:33

Price
9.60 EURDifference  -1.13% (-0.11)

General attributes

ISIN	FR0000124570
Symbol	OPM
Exchange	Tradegate
Currency	EUR
Sector	Industry
Security type	Stock
Market cap (m)	1,372 EUR
Benchmark	CAC 40 INDEX

Market data

Bid (Bid size)	9.34 EUR (118)
Ask (Ask size)	9.405 EUR (117)
Open	9.60 EUR
High	9.60 EUR
Low	9.60 EUR
Close (prev. day)	9.71 EUR
VWAP	9.60 EUR
Volume (pcs)	10
Trading volume	96.00
Number of trades	1
Last size	10

Futures and Options






Related Futures	-
Related Options	417

5y



Information about previous performance does not guarantee future performance.
Source: FactSet

Recent research

on sector	on market		
Date	Headline		Download
2024/07/29	 Aktienempfehlungen Österreich		
2024/07/26	 Equity Weekly		
2024/07/24	 Global Equity Ratings		
2024/07/24	 Aktienempfehlungen Global		
2024/07/15	 Aktienempfehlungen Global		

Details

2024/08/01 09:30:33

Price

9.60 EUR

Difference ▼ -1.13% (-0.11)

General attributes

ISIN	FR0000124570
Symbol	OPM
Exchange	Tradegate
Currency	EUR
Sector	Industry
Security type	Stock
Market cap (m)	1,372 EUR
Benchmark	CAC 40 INDEX

Market data

Bid (Bid size)	9.34 EUR (118)
Ask (Ask size)	9.405 EUR (117)
Open	9.60 EUR
High	9.60 EUR
Low	9.60 EUR
Close (prev. day)	9.71 EUR
VWAP	9.60 EUR
Volume (pcs)	10
Trading volume	96.00
Number of trades	1
Last size	10

Performance and Risk

	6m	1y	3y
Perf (%)	-8.83%	-45.20%	-63.69%
Perf (abs.)	-0.94	-8.01	-17.03
Beta	1.15	1.22	1.25
Volatility	35.18	41.74	39.51

5y



Information about previous performance does not guarantee future performance.
Source: FactSet

Price data

Ø price 5 days Ø volume 5 days (pcs.)	9.79 EUR (298)
Ø price 30 days Ø volume 30 days (pcs.)	9.44 EUR (510)
Ø price 100 days Ø volume 100 days (pcs.)	10.88 EUR (515)
Ø price 250 days Ø volume 250 days (pcs.)	12.04 EUR (474)
YTD High date	13.12 EUR (2024/04/10)
YTD Low date	8.82 EUR (2024/07/16)
52 Weeks High date	18.12 EUR (2023/08/01)
52 Weeks Low date	8.82 EUR (2024/07/16)

All listings for OPMOBILITY

Exchange	Date	Time	Price	Trading volume (mio.)	Number of trades
Tradegate	2024/08/01	09:30	9.60 EUR	0.00	1
Stuttgart	2024/08/01	15:37	9.49 EUR	0.00	9
SIX Swiss Exchange	2020/04/01	05:55	23.12 CHF	0.00	1
London Stock Exchange European Trade Reporting	2024/08/01	17:30	9.41 EUR	0.00	2
Frankfurt	2024/08/01	08:01	9.645 EUR	0.00	1

	08/01					
FINRA other OTC Issues	2024/ 06/14	15:32	10.70 USD	0.00		1
Euronext Paris	2024/ 08/01	17:35	9.43 EUR	0.88		544
Euronext Milan MTF Trading After Hours	-	-	-	0.00		-
Duesseldorf	2024/ 08/01	08:11	9.66 EUR	0.00		1
Berlin	2024/ 08/01	19:33	9.39 EUR	0.00		15

Company profile

Company Logo



Contact Details

PLASTIC OMNIUM SE

--

Telefon: -

Fax: -

E-mail: -

Company Profile

Board of directors

Laurent Burelle	Chairman of Supervisory Board
Bernd Gottschalk	Member of Supervisory Board
Paul-Henry Lemarié	Member of Supervisory Board
Alexandre Mérieux	Member of Supervisory Board
Amandine Chaffois	Member of Supervisory Board
Anne-Marie Couderc	Member of Supervisory Board
Cécile Moutet	Member of Supervisory Board
Elisabeth Ourliac	Member of Supervisory Board
Félicie Burelle	Member of Supervisory Board
Gonzalve Bich	Member of Supervisory Board
Ireneusz Karolak	Member of Supervisory Board
Jean Burelle	Member of Supervisory Board
Lucie Maurel-Aubert	Member of Supervisory Board
Martina Buchhauser	Member of Supervisory Board
Vincent Labruyère	Member of Supervisory Board
Virginie Fauvel	Member of Supervisory Board
Éliane Lemarié	Member of Supervisory Board