

USD/TRY FUTURES (WITH HUF SETTLEMENT) (USD-TRY) - BUD/20240821

2024/07/30 03:54:54

Price

33.9194 TRY

Difference



-0.11% (-0.04)

General attributes

Symbol	USD-TRY0824
Exchange	Budapest Stock Exchange
Currency	TRY
Security type	Future
Underlying	US DOLLAR / TURKISH LIRA (USD/TRY)
Maturity	08-2024
Contract size	1,000

Market data

Bid (Bid size)	- TRY (-)
Ask (Ask size)	- TRY (-)
Open	33.9194 TRY
High	-
Low	-
Close (prev. day)	33.9579 TRY
Underlying	US DOLLAR / TURKISH LIRA (USD/TRY)
Underlying price (date)	33.0465 (24/07/30)
Settlement price (date)	- (-)
Open Interest	0

Performance and Risk

	6m	1y	3y
Perf (%)	-	-	-
Perf (abs.)	-	-	-
Beta	-	-	-
Volatility	-	-	-

Futures and Options

Related Futures	-
Related Options	-

5y






Chart
not available

Information about previous performance does not guarantee future performance.
Source: FactSet

Price data

Ø price 5 days Ø volume 5 days (pcs.)	- TRY (-)
Ø price 30 days Ø volume 30 days (pcs.)	- TRY (-)
Ø price 100 days Ø volume 100 days (pcs.)	- TRY (-)
Ø price 250 days Ø volume 250 days (pcs.)	- TRY (-)
YTD High date	- TRY (-)
YTD Low date	- TRY (-)
52 Weeks High date	- TRY (-)
52 Weeks Low date	- TRY (-)

Recent Research

on market		
Date	Headline	Download
2024/07/29	 Fed bereitet sich auf Zinssenkung vor	
2024/07/29	 Flash 2Q24 GDP estimate and July's inflation	
2024/07/25	 CEE Special Report Can we work more for longer?	
2024/07/22	 CEE Baltics Economic performance further diverges	
2024/07/22	 Märkte preisen Trump noch nicht ein	