

AUTOWALLIS PLC HUF12.5(POST SUBD) (ATW) - BUD/20240822

2024/07/26 03:57:34

Price
147.00 HUF

Difference  -0.68% (-1.00)

General attributes

Symbol ATW0824
 Exchange Budapest Stock Exchange
 Currency HUF
 Security type Future
 Underlying AUTOWALLIS PLC HUF12.5(POST SUBD)
 Maturity 08-2024
 Contract size 8,000

Market data

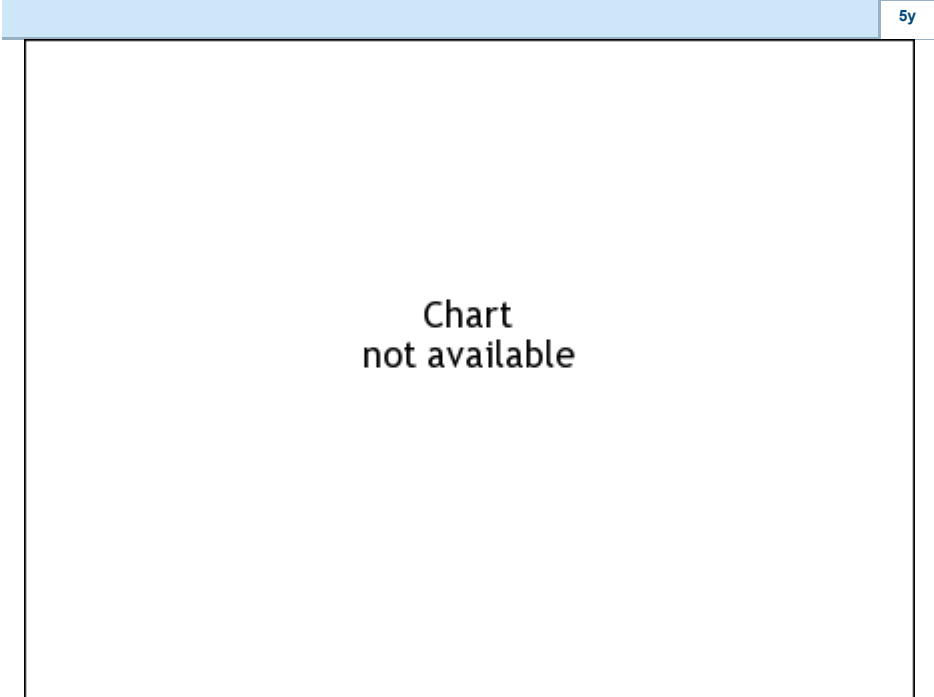
Bid (Bid size) - HUF (-)
 Ask (Ask size) - HUF (-)
 Open 147.00 HUF
 High -
 Low -
 Close (prev. day) 148.00 HUF
 Underlying AUTOWALLIS PLC HUF12.5(POST SUBD)
 Underlying price (date) 147.00 (24/07/26)
 Settlement price (date) - (-)
 Open Interest 0

Performance and Risk

	6m	1y	3y
Perf (%)	-	-	-
Perf (abs.)	-	-	-
Beta	-	-	-
Volatility	-	-	-

Futures and Options

Related Futures -
 Related Options -












Information about previous performance does not guarantee future performance.
 Source: FactSet

Price data

Ø price 5 days | Ø volume 5 days (pcs.) - HUF (-)
 Ø price 30 days | Ø volume 30 days (pcs.) - HUF (-)
 Ø price 100 days | Ø volume 100 days (pcs.) - HUF (-)
 Ø price 250 days | Ø volume 250 days (pcs.) - HUF (-)
 YTD High | date - HUF (-)
 YTD Low | date - HUF (-)
 52 Weeks High | date - HUF (-)
 52 Weeks Low | date - HUF (-)

Recent Research

on market

Date	Headline	Download
2024/07/03	 Global Strategy 3Q 2024	
2024/07/03	 Global Strategy 3Q 2024	
2024/03/26	 Global Strategy 2Q 2024	
2024/03/26	 Global Strategy 2Q 2024	
2024/01/09	 Global Strategy 1Q 2024	