

## SVITZER GROUP A/S

ISIN: **DK0062616637** WKN: -

## Overview

2024/07/16 21:43:12

## Price

34.65 EUR

Difference  0.00% (0.00)

## General attributes

ISIN	DK0062616637
Symbol	SVITZR
Exchange	Berlin
Currency	EUR
Sector	Transport
Security type	Stock
Market cap (m)	1,091 EUR
Benchmark	OMX COPENHAGEN 20

## Market data

Bid (Bid size)	-
Ask (Ask size)	-
Open	34.50 EUR
High	34.70 EUR
Low	34.45 EUR
Close (prev. day)	34.65 EUR
VWAP	-
Volume (pcs)	0
Trading volume	0.00
Number of trades	18
Last size	0

## Futures and Options






Related Futures	-
Related Options	-

5y



Information about previous performance does not guarantee future performance.  
Source: FactSet

## Recent research

on sector		
Date	Headline	Download
2024/07/15	 Aktienempfehlungen Global	
2024/07/12	 Global Equity Ratings	
2024/07/09	 Aktienempfehlungen Österreich	
2024/06/28	 Equity Weekly	
2024/06/24	 Aktienempfehlungen Österreich	

## Details

2024/07/16 21:43:12

## Price

34.65 EUR

Difference ➔ 0.00% (0.00)

## General attributes

ISIN	DK0062616637
Symbol	SVITZR
Exchange	Berlin
Currency	EUR
Sector	Transport
Security type	Stock
Market cap (m)	1,091 EUR
Benchmark	OMX COPENHAGEN 20

## Market data

Bid (Bid size)	-
Ask (Ask size)	-
Open	34.50 EUR
High	34.70 EUR
Low	34.45 EUR
Close (prev. day)	34.65 EUR
VWAP	-
Volume (pcs)	0
Trading volume	0.00
Number of trades	18
Last size	0

## Performance and Risk

	6m	1y	3y
Perf (%)	-	-	-
Perf (abs.)	-	-	-
Beta	0.08	0.07	0.06
Volatility	-	-	-

5y



Information about previous performance does not guarantee future performance.  
Source: FactSet

## Price data

Ø price 5 days   Ø volume 5 days (pcs.)	34.97 EUR (2)
Ø price 30 days   Ø volume 30 days (pcs.)	35.22 EUR (7)
Ø price 100 days   Ø volume 100 days (pcs.)	- EUR (-)
Ø price 250 days   Ø volume 250 days (pcs.)	- EUR (-)
YTD High   date	- EUR (-)
YTD Low   date	- EUR (-)
52 Weeks High   date	- EUR (-)
52 Weeks Low   date	- EUR (-)

## All listings for SVITZER GROUP A/S

Exchange <span>⊕</span>	Date	Time	Price	Trading volume (mio.)	Number of trades
Tradegate	2024/07/16	22:26	34.715 EUR	0.00	9
Stuttgart	2024/07/16	21:05	34.40 EUR	0.00	12
Nasdaq Copenhagen	2024/07/16	17:20	258.20 DKK	4.65	509
Hamburg	2024/07/16	08:21	34.35 EUR	0.00	3
Frankfurt	2024/07/16	16:38	34.35 EUR	0.00	2

	16					
FINRA other OTC Issues	2024/07/ 11	18:03	35.84 USD	0.01		2
Duesseldorf	2024/07/ 16	19:31	34.35 EUR	0.00		5
Berlin	2024/07/ 16	21:43	34.65 EUR	0.00		18

## Company profile

### Company Logo

**SVITZER**

### Company Profile

-

### Contact Details

SVITZER GROUP

--

Sundkrogsgade 17 2100 Copenhagen

Telefon: +45 39 19 39 19

Fax: -

E-mail: [info@svitzer.com](mailto:info@svitzer.com)