

SVITZER GROUP A/S

ISIN: **DK0062616637** WKN: -

Overview

2024/07/16 21:43:12

Price

34.65 EUR

Difference  0.00% (0.00)

General attributes

ISIN	DK0062616637
Symbol	SVITZR
Exchange	Berlin
Currency	EUR
Sector	Transport
Security type	Stock
Market cap (m)	1,091 EUR
Benchmark	OMX COPENHAGEN 20

Market data

Bid (Bid size)	34.25 EUR (310)
Ask (Ask size)	34.80 EUR (300)
Open	34.50 EUR
High	34.70 EUR
Low	34.45 EUR
Close (prev. day)	34.65 EUR
VWAP	-
Volume (pcs)	0
Trading volume	0.00
Number of trades	18
Last size	0

Futures and Options





Related Futures	-
Related Options	-

5y



Information about previous performance does not guarantee future performance.
Source: FactSet

Recent research

on sector		
Date	Headline	Download
2024/07/15	 Aktienempfehlungen Global	
2024/07/12	 Global Equity Ratings	
2024/07/09	 Aktienempfehlungen Österreich	
2024/06/28	 Equity Weekly	
2024/06/24	 Aktienempfehlungen Österreich	

Details

2024/07/16 21:43:12

Price

34.65 EUR

Difference ➔ 0.00% (0.00)

General attributes

ISIN	DK0062616637
Symbol	SVITZR
Exchange	Berlin
Currency	EUR
Sector	Transport
Security type	Stock
Market cap (m)	1,091 EUR
Benchmark	OMX COPENHAGEN 20

Market data

Bid (Bid size)	34.25 EUR (310)
Ask (Ask size)	34.80 EUR (300)
Open	34.50 EUR
High	34.70 EUR
Low	34.45 EUR
Close (prev. day)	34.65 EUR
VWAP	-
Volume (pcs)	0
Trading volume	0.00
Number of trades	18
Last size	0

Performance and Risk

	6m	1y	3y
Perf (%)	-	-	-
Perf (abs.)	-	-	-
Beta	0.08	0.07	0.06
Volatility	-	-	-

5y



Information about previous performance does not guarantee future performance.
Source: FactSet

Price data

Ø price 5 days Ø volume 5 days (pcs.)	34.97 EUR (2)
Ø price 30 days Ø volume 30 days (pcs.)	35.22 EUR (7)
Ø price 100 days Ø volume 100 days (pcs.)	- EUR (-)
Ø price 250 days Ø volume 250 days (pcs.)	- EUR (-)
YTD High date	- EUR (-)
YTD Low date	- EUR (-)
52 Weeks High date	- EUR (-)
52 Weeks Low date	- EUR (-)

Arbitrage views

Exchange ⊕	Date	Time	Price	Trading volume (mio.)	Number of trades
Tradegate	2024/07/17	08:00	34.675 EUR	0.00	1
Stuttgart	2024/07/16	21:05	34.40 EUR	0.00	12
Nasdaq Copenhagen	2024/07/16	17:20	258.20 DKK	4.65	509
Hamburg	2024/07/17	08:06	34.35 EUR	0.00	1
Frankfurt	2024/07/16	16:38	34.35 EUR	0.00	2

	16					
FINRA other OTC Issues	2024/07/11	18:03	35.84 USD	0.01		2
Duesseldorf	2024/07/16	19:31	34.35 EUR	0.00		5
Berlin	2024/07/16	21:43	34.65 EUR	0.00		18

Company profile

Company Logo

SVITZER

Company Profile

-

Contact Details

SVITZER GROUP

--

Sundkrogsgade 17 2100 Copenhagen

Telefon: +45 39 19 39 19

Fax: -

E-mail: info@svitzer.com