

CVC CAPITAL PARTNERS PLC

ISIN: JE00BRX98089 WKN: -

Overview

2024/07/30 09:05:20

Price
17.21 EURDifference  -0.17% (-0.03)

General attributes

ISIN	JE00BRX98089
Symbol	CVC
Exchange	Vienna Stock Exchange
Currency	EUR
Sector	Financial
Security type	Stock
Market cap (m)	18,235 EUR
Benchmark	MSCI WORLD INDEX (STRD, UHD)

Market data

Bid (Bid size)	17.195 EUR (585)
Ask (Ask size)	17.30 EUR (585)
Open	17.21 EUR
High	17.21 EUR
Low	17.21 EUR
Close (prev. day)	17.24 EUR
VWAP	17.265 EUR
Volume (pcs)	0
Trading volume	0.00
Number of trades	1
Last size	0

Futures and Options



Related Futures	-
Related Options	-

5y



Information about previous performance does not guarantee future performance.
Source: FactSet

Recent research

on sector			
Date		Headline	Download
2024/07/29		Aktienempfehlungen Österreich	
2024/07/24		Global Equity Ratings	
2024/07/24		Aktienempfehlungen Global	
2024/07/19		Equity Weekly	
2024/07/15		Aktienempfehlungen Global	

Details

2024/07/30 09:05:20

Price

17.21 EUR

Difference ▼ -0.17% (-0.03)

General attributes

ISIN	JE00BRX98089
Symbol	CVC
Exchange	Vienna Stock Exchange
Currency	EUR
Sector	Financial
Security type	Stock
Market cap (m)	18,235 EUR
Benchmark	MSCI WORLD INDEX (STRD, UHD)

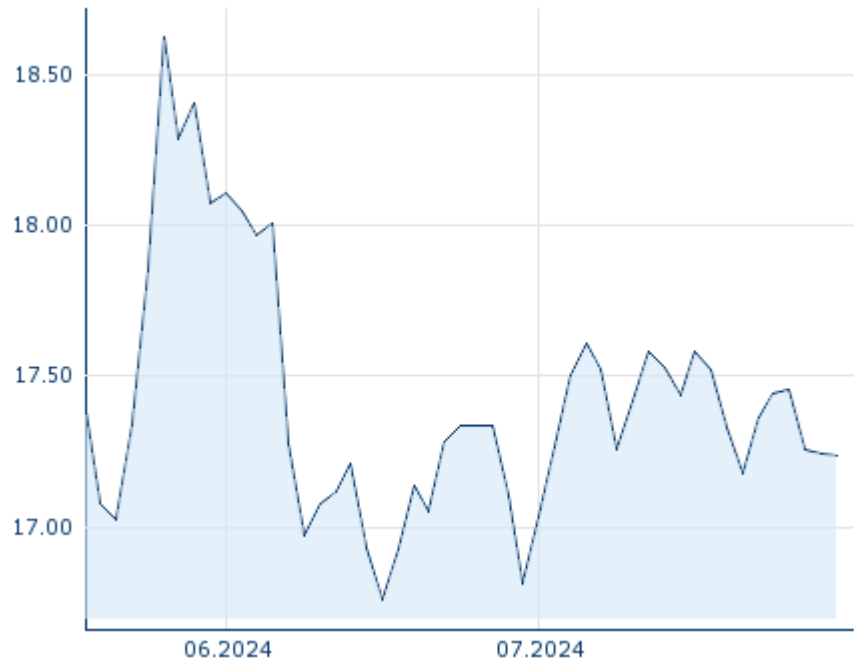
Market data

Bid (Bid size)	17.195 EUR (585)
Ask (Ask size)	17.30 EUR (585)
Open	17.21 EUR
High	17.21 EUR
Low	17.21 EUR
Close (prev. day)	17.24 EUR
VWAP	17.265 EUR
Volume (pcs)	0
Trading volume	0.00
Number of trades	1
Last size	0

Performance and Risk

	6m	1y	3y
Perf (%)	-	-	-
Perf (abs.)	-	-	-
Beta	0.21	0.19	0.08
Volatility	-	-	-

5y



Information about previous performance does not guarantee future performance.
Source: FactSet

Price data

Ø price 5 days Ø volume 5 days (pcs.)	17.33 EUR (0)
Ø price 30 days Ø volume 30 days (pcs.)	17.31 EUR (18)
Ø price 100 days Ø volume 100 days (pcs.)	- EUR (-)
Ø price 250 days Ø volume 250 days (pcs.)	- EUR (-)
YTD High date	- EUR (-)
YTD Low date	- EUR (-)
52 Weeks High date	- EUR (-)
52 Weeks Low date	- EUR (-)

Arbitrage views

Exchange ⊕	Date	Time	Price	Trading volume (mio.)	Number of trades
Vienna Stock Exchange	2024/07/30	09:05	17.21 EUR	0.00	1
Tradegate	2024/07/29	22:26	17.20 EUR	0.02	3
Stuttgart	2024/07/30	09:26	17.065 EUR	0.00	2
Munich	2024/07/30	08:00	17.065 EUR	0.00	1
Frankfurt	2024/07/30	09:07	17.115 EUR	0.00	1

	30					
FINRA other OTC Issues	2024/07/24	16:07	18.95 USD	0.01		1
Euronext Amsterdam	2024/07/30	09:54	17.20 EUR	0.02		11
Duesseldorf	2024/07/30	08:13	17.11 EUR	0.00		1
Berlin	2024/07/30	08:13	17.11 EUR	0.00		1

Company profile

Company Logo



Company Profile

-

Contact Details

CVC CAPITAL PARTNERS

--

IFC 5, St. Helier - JE2 3BY St. Helier

Telefon: +44 1534 828 750

Fax: -

E-mail: -