

SVITZER GROUP A/S

ISIN: **DK0062616637** WKN: -

Overview

2024/09/13 16:37:52

Price

34.45 EUR

Difference  0.29% (0.10)

General attributes

ISIN	DK0062616637
Symbol	SVITZR
Exchange	Stuttgart
Currency	EUR
Sector	Transport
Security type	Stock
Market cap (m)	1,091 EUR
Benchmark	OMX COPENHAGEN 20

Market data

Bid (Bid size)	- (0)
Ask (Ask size)	- (0)
Open	34.10 EUR
High	34.55 EUR
Low	34.10 EUR
Close (prev. day)	34.35 EUR
VWAP	-
Volume (pcs)	0
Trading volume	0.00
Number of trades	13
Last size	0

Futures and Options

Related Futures	-
Related Options	-




5y



Information about previous performance does not guarantee future performance.

Source: FactSet

Recent research

on sector			
Date		Headline	Download
2024/09/11		Global Equity Ratings	
2024/09/11		Aktienempfehlungen Global	
2024/09/09		Aktienempfehlungen Österreich	
2024/09/05		Global Equity Ratings	
2024/09/05		Aktienempfehlungen Global	

Details

2024/09/13 16:37:52

Price

34.45 EUR

Difference ▲ 0.29% (0.10)

General attributes

ISIN	DK0062616637
Symbol	SVITZR
Exchange	Stuttgart
Currency	EUR
Sector	Transport
Security type	Stock
Market cap (m)	1,091 EUR
Benchmark	OMX COPENHAGEN 20

Market data

Bid (Bid size)	- (0)
Ask (Ask size)	- (0)
Open	34.10 EUR
High	34.55 EUR
Low	34.10 EUR
Close (prev. day)	34.35 EUR
VWAP	-
Volume (pcs)	0
Trading volume	0.00
Number of trades	13
Last size	0

Performance and Risk

	6m	1y	3y
Perf (%)	-	-	-
Perf (abs.)	-	-	-
Beta	-	-	-
Volatility	-	-	-

5y



Information about previous performance does not guarantee future performance.
Source: FactSet

Price data

Ø price 5 days Ø volume 5 days (pcs.)	33.96 EUR (2)
Ø price 30 days Ø volume 30 days (pcs.)	34.57 EUR (6)
Ø price 100 days Ø volume 100 days (pcs.)	- EUR (-)
Ø price 250 days Ø volume 250 days (pcs.)	- EUR (-)
YTD High date	- EUR (-)
YTD Low date	- EUR (-)
52 Weeks High date	- EUR (-)
52 Weeks Low date	- EUR (-)

Arbitrage views

Exchange ⊕	Date	Time	Price	Trading volume (mio.)	Number of trades
Tradegate	2024/09/13	22:26	34.29 EUR	0.01	12
Stuttgart	2024/09/13	16:37	34.45 EUR	0.00	13
Nasdaq Copenhagen	2024/09/13	17:20	258.40 DKK	7.41	664
Hamburg	2024/09/13	17:25	34.40 EUR	0.00	4
Frankfurt	2024/09/13	12:03	33.95 EUR	0.00	3

	13					
FINRA other OTC Issues	2024/08/15	15:51	36.27 USD	0.01		2
Duesseldorf	2024/09/13	19:31	34.00 EUR	0.00		7
Berlin	2024/09/13	21:43	34.25 EUR	0.00		19

Company profile

Company Logo

SVITZER

Company Profile

-

Contact Details

SVITZER GROUP

--

Sundkrogsgade 17 2100 Copenhagen

Telefon: +45 39 19 39 19

Fax: -

E-mail: info@svitzer.com