

JUPITER MINES LTD.

ISIN: **AU0000005159** WKN: **JMS**

Overview

2024/10/18 22:26:58

5y

Price

0.106 EUR

Difference  -3.64% (-0.00)

General attributes

ISIN	AU0000005159
Symbol	JMS
Exchange	Tradegate
Currency	EUR
Sector	Energy / Commodities
Security type	Stock
Market cap (m)	206 EUR
Benchmark	ASX ALL ORDINARIES INDEX

Market data

Bid (Bid size)	0.0965 EUR (20,747)
Ask (Ask size)	0.116 EUR (17,153)
Open	0.101 EUR
High	0.101 EUR
Low	0.101 EUR
Close (prev. day)	0.11 EUR
VWAP	0.101 EUR
Volume (pcs)	1,520
Trading volume	153.52
Number of trades	1
Last size	1,520








Futures and Options

Related Futures	-
Related Options	-



Information about previous performance does not guarantee future performance.
Source: FactSet

Recent research

on sector		
Date	Headline	Download
2024/10/18	 Equity Weekly	
2024/10/14	 Aktienempfehlungen Österreich	
2024/10/11	 Equity Weekly	
2024/10/04	 Equity Weekly	
2024/09/27	 Global Equity Ratings	

Details

2024/10/18 22:26:58

Price

0.106 EUR

Difference ▼ -3.64% (-0.00)

General attributes

ISIN	AU0000005159
Symbol	JMS
Exchange	Tradegate
Currency	EUR
Sector	Energy / Commodities
Security type	Stock
Market cap (m)	206 EUR
Benchmark	ASX ALL ORDINARIES INDEX

Market data

Bid (Bid size)	0.0965 EUR (20,747)
Ask (Ask size)	0.116 EUR (17,153)
Open	0.101 EUR
High	0.101 EUR
Low	0.101 EUR
Close (prev. day)	0.11 EUR
VWAP	0.101 EUR
Volume (pcs)	1,520
Trading volume	153.52
Number of trades	1
Last size	1,520

Performance and Risk

	6m	1y	3y
Perf (%)	-	-	-
Perf (abs.)	-	-	-
Beta	0.39	0.52	0.54
Volatility	-	-	-

5y



Information about previous performance does not guarantee future performance.
Source: FactSet

Price data

Ø price 5 days Ø volume 5 days (pcs.)	0.107 EUR (608)
Ø price 30 days Ø volume 30 days (pcs.)	0.102 EUR (1,001)
Ø price 100 days Ø volume 100 days (pcs.)	0.140 EUR (2,200)
Ø price 250 days Ø volume 250 days (pcs.)	- EUR (-)
YTD High date	- EUR (-)
YTD Low date	- EUR (-)
52 Weeks High date	- EUR (-)
52 Weeks Low date	- EUR (-)

Arbitrage views

Exchange	Date	Time	Price	Trading volume (mio.)	Number of trades
Tradegate	2024/10/18	22:26	0.106 EUR	0.00	1
Stuttgart	2024/10/18	08:08	0.102 EUR	0.00	1
Frankfurt	2024/10/18	13:11	0.095 EUR	0.00	1
FINRA other OTC Issues	2024/09/20	21:50	0.10 USD	0.00	1
Australian Securities	2024/10/07	07:10	0.17 AUD	0.46	615

Company profile

Company Logo



Company Profile

-

Contact Details

JUPITER MINES

--

St Georges Terrace, Level 8 220 6000 Perth

Telefon: +61 8 9346 5500

Fax: -

E-mail: info@jupitermines.com