

## HOYA CORP

ISIN: JP3837800006

WKN: 7741

## Overview

2024/06/21 21:05:05

## Price

109.05 EUR

Difference  0.60% (0.65)

## General attributes

ISIN JP3837800006

Symbol 7741

Exchange Berlin

Currency EUR

Sector Chemical / Pharmaceutical / Health

Security type Stock

Market cap (m) 38,261 EUR

Benchmark NIKKEI 225

## Market data

Bid (Bid size) -

Ask (Ask size) -

Open 109.25 EUR

High 109.35 EUR

Low 108.90 EUR

Close (prev. day) 108.40 EUR

VWAP -

Volume (pcs) 0

Trading volume 0.00

Number of trades 9

Last size 0

## Futures and Options

Related Futures -

Related Options -








5y



Information about previous performance does not guarantee future performance.

Source: FactSet

## Recent research

on sector		on market	
Date		Headline	Download
2024/06/21		Global Equity Ratings	
2024/06/21		Aktienempfehlungen Global	
2024/06/14		Equity Weekly	
2024/06/14		Global Equity Ratings	
2024/06/14		Aktienempfehlungen Global	

## Details

2024/06/21 21:05:05

## Price

109.05 EUR

Difference ▲ 0.60% (0.65)

## General attributes

ISIN	JP3837800006
Symbol	7741
Exchange	Berlin
Currency	EUR
Sector	Chemical / Pharmaceutical / Health
Security type	Stock
Market cap (m)	38,261 EUR
Benchmark	NIKKEI 225

## Market data

Bid (Bid size)	-
Ask (Ask size)	-
Open	109.25 EUR
High	109.35 EUR
Low	108.90 EUR
Close (prev. day)	108.40 EUR
VWAP	-
Volume (pcs)	0
Trading volume	0.00
Number of trades	9
Last size	0

## Performance and Risk

	6m	1y	3y
Perf (%)	-	-	-
Perf (abs.)	-	-	-
Beta	0.99	1.07	1.20
Volatility	-	-	-

5y



Information about previous performance does not guarantee future performance.  
Source: FactSet

## Price data

Ø price 5 days   Ø volume 5 days (pcs.)	108.55 EUR (0)
Ø price 30 days   Ø volume 30 days (pcs.)	110.33 EUR (0)
Ø price 100 days   Ø volume 100 days (pcs.)	- EUR (-)
Ø price 250 days   Ø volume 250 days (pcs.)	- EUR (-)
YTD High   date	- EUR (-)
YTD Low   date	- EUR (-)
52 Weeks High   date	- EUR (-)
52 Weeks Low   date	- EUR (-)

## Arbitrage views

Exchange <span>⊕</span>	Date	Time	Price	Trading volume (mio.)	Number of trades
Tradegate	2024/06/21	22:02	108.80 EUR	0.00	1
Tokyo Stock Exchange	2024/06/21	08:00	18,570.00 JPY	287.26	2,934
Stuttgart	2024/06/21	08:01	108.65 EUR	0.00	3
Munich	2024/06/21	08:09	108.55 EUR	0.00	1
Hanover	2024/06/21	08:01	108.45 EUR	0.00	3

	21					
Frankfurt	2024/06/ 21	08:03	108.45 EUR	0.00		2
FINRA other OTC Issues	2024/06/ 21	15:49	114.16 USD	0.03		12
Duesseldorf	2024/06/ 21	19:31	108.00 EUR	0.00		7
Berlin	2024/06/ 21	21:05	109.05 EUR	0.00		9

## Company profile

### Company Logo



### Contact Details

HOYA CORP.

--

Nittochi Nishishinjuku Building 20/F, 6-10-1  
Nishi-Shinjuku - 160-8347 Tokyo

Telefon: +81-3-6911-4811

Fax: +

E-mail: -

### Company Profile

-

#### Members of Management Board

Eiichiro Ikeda	Chairman of Managing Board
Ryo Hirooka	Member of Executive Committee
Tomoko Nakagawa	Member of Executive Committee

#### Board of directors

Hiroaki Yoshihara	Member of Supervisory Board
Hiroshi Suzuki	Member of Supervisory Board
Mika Nishimura	Member of Supervisory Board
Mitsudo Urano	Member of Supervisory Board
Shuzo Kaihori	Member of Supervisory Board
Yasuyuki Abe	Member of Supervisory Board
Yukako Uchinaga	Member of Supervisory Board