

CVC CAPITAL PARTNERS PLC

ISIN: JE00BRX98089 WKN: -

Overview

2024/07/16 13:50:04

Price
17.495 EURDifference  -0.60% (-0.11)

General attributes

ISIN	JE00BRX98089
Symbol	CVC
Exchange	Euronext Amsterdam
Currency	EUR
Sector	Financial
Security type	Stock
Market cap (m)	18,709 EUR
Benchmark	MSCI WORLD INDEX (STRD, UHD)

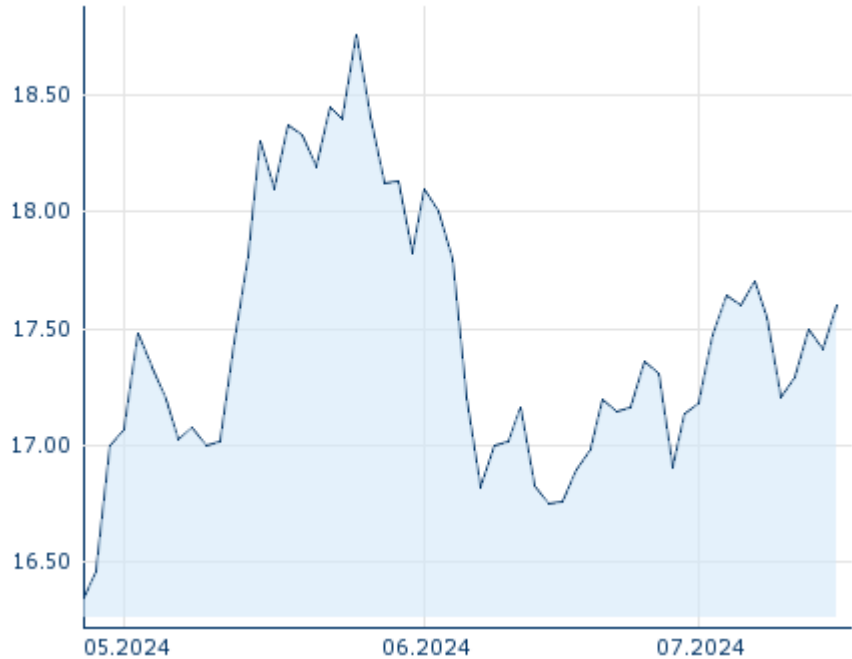
Market data

Bid (Bid size)	17.495 EUR (382)
Ask (Ask size)	17.52 EUR (531)
Open	17.60 EUR
High	17.62 EUR
Low	17.435 EUR
Close (prev. day)	17.60 EUR
VWAP	17.509101 EUR
Volume (pcs)	8,491
Trading volume	148,670.00
Number of trades	75
Last size	50

Futures and Options


Related Futures	-
Related Options	-

5y



Information about previous performance does not guarantee future performance.
Source: FactSet

Recent research

on sector	Date	Headline	Download
	2024/07/15	 Aktienempfehlungen Global	
	2024/07/12	 Global Equity Ratings	
	2024/07/09	 Aktienempfehlungen Österreich	
	2024/06/28	 Equity Weekly	
	2024/06/24	 Aktienempfehlungen Österreich	

Details

2024/07/16 13:50:04

Price

17.495 EUR

Difference 📉 -0.60% (-0.11)

General attributes

ISIN	JE00BRX98089
Symbol	CVC
Exchange	Euronext Amsterdam
Currency	EUR
Sector	Financial
Security type	Stock
Market cap (m)	18,709 EUR
Benchmark	MSCI WORLD INDEX (STRD, UHD)

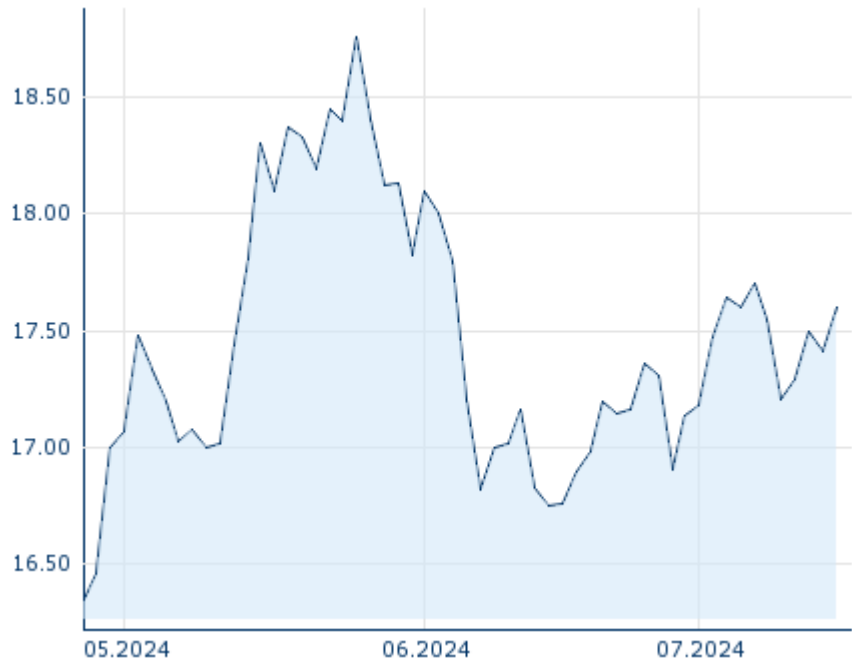
Market data

Bid (Bid size)	17.495 EUR (382)
Ask (Ask size)	17.52 EUR (531)
Open	17.60 EUR
High	17.62 EUR
Low	17.435 EUR
Close (prev. day)	17.60 EUR
VWAP	17.509101 EUR
Volume (pcs)	8,491
Trading volume	148,670.00
Number of trades	75
Last size	50

Performance and Risk

	6m	1y	3y
Perf (%)	-	-	-
Perf (abs.)	-	-	-
Beta	0.21	0.18	0.08
Volatility	-	-	-

5y



Information about previous performance does not guarantee future performance.
Source: FactSet

Price data

Ø price 5 days Ø volume 5 days (pcs.)	17.403 EUR (143,405)
Ø price 30 days Ø volume 30 days (pcs.)	17.253 EUR (218,481)
Ø price 100 days Ø volume 100 days (pcs.)	- EUR (-)
Ø price 250 days Ø volume 250 days (pcs.)	- EUR (-)
YTD High date	- EUR (-)
YTD Low date	- EUR (-)
52 Weeks High date	- EUR (-)
52 Weeks Low date	- EUR (-)

Arbitrage views

Exchange 📍	Date	Time	Price	Trading volume (mio.)	Number of trades
Vienna Stock Exchange	2024/07/16	13:00	17.485 EUR	0.00	3
Tradegate	2024/07/15	22:02	17.555 EUR	0.00	1
Stuttgart	2024/07/16	13:33	17.39 EUR	0.00	4
Munich	2024/07/16	08:00	17.51 EUR	0.00	1
Frankfurt	2024/07/16	08:03	17.51 EUR	0.00	1

	16					
FINRA other OTC Issues	2024/06/18	17:19	18.28 USD	0.01		2
Euronext Amsterdam	2024/07/16	13:50	17.495 EUR	0.15		75
Duesseldorf	2024/07/16	08:13	17.425 EUR	0.00		1
Berlin	2024/07/16	08:13	17.42 EUR	0.00		1

Company profile

Company Logo



Company Profile

-

Contact Details

CVC CAPITAL PARTNERS

--

IFC 5, St. Helier - JE2 3BY St. Helier

Telefon: +44 1534 828 750

Fax: -

E-mail: -