

# NOVARTIS AG FUTURE (NOVH) - EUX/202505

2024/06/21 19:17:32

Price  
**92.5353** CHF

Difference  -0.40% (-0.37)

### General attributes

|               |             |
|---------------|-------------|
| Symbol        | NOVHK25     |
| Exchange      | Eurex       |
| Currency      | CHF         |
| Security type | Future      |
| Underlying    | NOVARTIS AG |
| Maturity      | 05-2025     |
| Contract size | 100         |

### Market data

|                         |                  |
|-------------------------|------------------|
| Bid (Bid size)          | - CHF (-)        |
| Ask (Ask size)          | - CHF (-)        |
| Open                    | 92.5353 CHF      |
| High                    | 92.5353 CHF      |
| Low                     | 92.5353 CHF      |
| Close (prev. day)       | 92.9048 CHF      |
| Underlying              | NOVARTIS AG      |
| Underlying price (date) | 95.94 (24/06/24) |
| Settlement price (date) | 92.54 (24/06/21) |
| Open Interest           | 0                |

### Performance and Risk

|             | 6m | 1y | 3y |
|-------------|----|----|----|
| Perf (%)    | -  | -  | -  |
| Perf (abs.) | -  | -  | -  |
| Beta        | -  | -  | -  |
| Volatility  | -  | -  | -  |

### Futures and Options

|                 |   |
|-----------------|---|
| Related Futures | - |
| Related Options | - |

5y













Information about previous performance does not guarantee future performance.  
Source: FactSet

### Price data

|   |                 |
|---|-----------------|
| Ø price 5 days   Ø volume 5 days (pcs.)     | 92.4044 CHF (0) |
| Ø price 30 days   Ø volume 30 days (pcs.)   | 92.0350 CHF (0) |
| Ø price 100 days   Ø volume 100 days (pcs.) | - CHF (-)       |
| Ø price 250 days   Ø volume 250 days (pcs.) | - CHF (-)       |
| YTD High   date                             | - CHF (-)       |
| YTD Low   date                              | - CHF (-)       |
| 52 Weeks High   date                        | - CHF (-)       |
| 52 Weeks Low   date                         | - CHF (-)       |

### Recent Research

| on underlying | on sector   | on market                 |   |
|---------------|---|---------------------------|---|
| Date          |   | Headline                  | Download  |
| 2024/06/21    |  | Global Equity Ratings     |  |
| 2024/06/21    |  | Aktienempfehlungen Global |  |
| 2024/06/14    |  | Global Equity Ratings     |  |
| 2024/06/14    |  | Aktienempfehlungen Global |  |
| 2024/05/29    |  | Global Equity Ratings     |  |