

NOVARTIS AG FUTURE (NOVH) - EUX/202505

2024/06/14 18:39:13

Price
93.681 CHF
 Difference  0.83% (0.77)

General attributes

Symbol NOVHK25
 Exchange Eurex
 Currency CHF
 Security type Future
 Underlying NOVARTIS AG
 Maturity 05-2025
 Contract size 100

Market data

Bid (Bid size) - CHF (-)
 Ask (Ask size) - CHF (-)
 Open 93.681 CHF
 High 93.681 CHF
 Low 93.681 CHF
 Close (prev. day) 92.9112 CHF
 Underlying NOVARTIS AG
 Underlying price (date) 95.01 (24/06/14)
 Settlement price (date) 93.68 (24/06/14)
 Open Interest 0

Performance and Risk

	6m	1y	3y
Perf (%)	-	-	-
Perf (abs.)	-	-	-
Beta	-	-	-
Volatility	-	-	-

Futures and Options

Related Futures -
 Related Options -

5y












Information about previous performance does not guarantee future performance.
 Source: FactSet

Price data

Ø price 5 days Ø volume 5 days (pcs.)	93.145 CHF (0)
Ø price 30 days Ø volume 30 days (pcs.)	91.456 CHF (0)
Ø price 100 days Ø volume 100 days (pcs.)	- CHF (-)
Ø price 250 days Ø volume 250 days (pcs.)	- CHF (-)
YTD High date	- CHF (-)
YTD Low date	- CHF (-)
52 Weeks High date	- CHF (-)
52 Weeks Low date	- CHF (-)

Recent Research

on underlying		on sector		on market	
Date		Headline		Download	
2024/06/14		Global Equity Ratings			
2024/06/14		Aktienempfehlungen Global			
2024/05/29		Global Equity Ratings			
2024/05/29		Aktienempfehlungen Global			
2024/04/26		Global Equity Ratings		