

# NOVARTIS AG FUTURE (NOVH) - EUX/202505

2024/05/10 18:29:41

Price  
**91.0272** CHF

Difference  2.04% (1.82)

### General attributes

|               |             |
|---------------|-------------|
| Symbol        | NOVHK25     |
| Exchange      | Eurex       |
| Currency      | CHF         |
| Security type | Future      |
| Underlying    | NOVARTIS AG |
| Maturity      | 05-2025     |
| Contract size | 100         |

### Market data

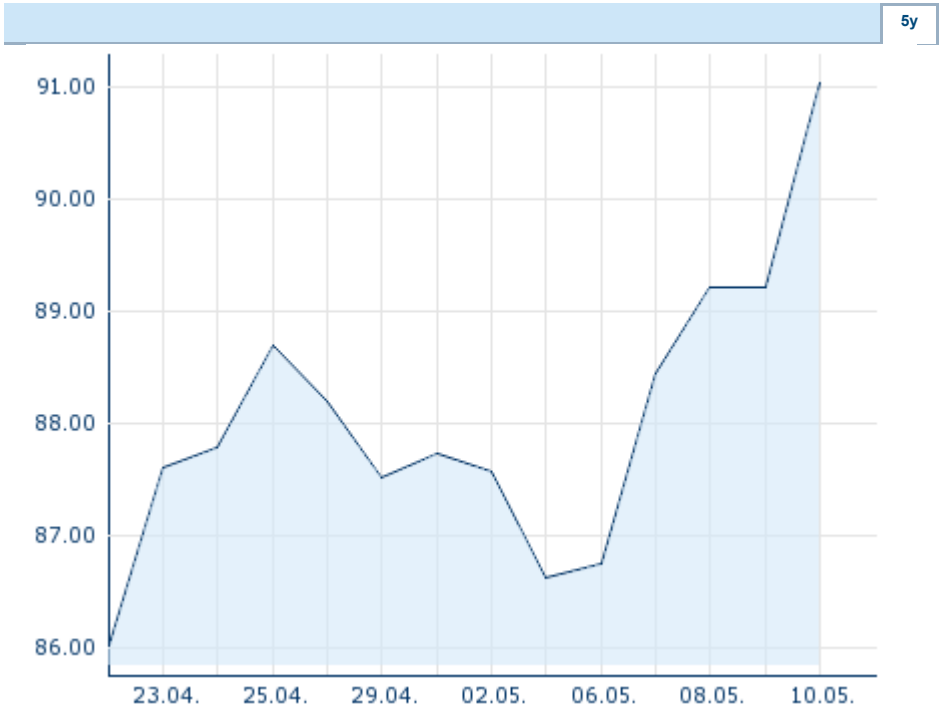
|                         |                  |
|-------------------------|------------------|
| Bid (Bid size)          | - CHF (-)        |
| Ask (Ask size)          | - CHF (-)        |
| Open                    | 91.0272 CHF      |
| High                    | 91.0272 CHF      |
| Low                     | 91.0272 CHF      |
| Close (prev. day)       | 89.2116 CHF      |
| Underlying              | NOVARTIS AG      |
| Underlying price (date) | 92.32 (24/05/10) |
| Settlement price (date) | 91.03 (24/05/10) |
| Open Interest           | 0                |

### Performance and Risk

|             | 6m | 1y | 3y |
|-------------|----|----|----|
| Perf (%)    | -  | -  | -  |
| Perf (abs.) | -  | -  | -  |
| Beta        | -  | -  | -  |
| Volatility  | -  | -  | -  |

### Futures and Options

|                 |   |
|-----------------|---|
| Related Futures | - |
| Related Options | - |













Information about previous performance does not guarantee future performance.  
Source: FactSet

### Price data

|   |                 |
|---|-----------------|
| Ø price 5 days   Ø volume 5 days (pcs.)     | 88.9280 CHF (0) |
| Ø price 30 days   Ø volume 30 days (pcs.)   | - CHF (-)       |
| Ø price 100 days   Ø volume 100 days (pcs.) | - CHF (-)       |
| Ø price 250 days   Ø volume 250 days (pcs.) | - CHF (-)       |
| YTD High   date                             | - CHF (-)       |
| YTD Low   date                              | - CHF (-)       |
| 52 Weeks High   date                        | - CHF (-)       |
| 52 Weeks Low   date                         | - CHF (-)       |

### Recent Research

| Date       | on underlying   | on sector | on market | Headline                  | Download  |
|------------|---|-----------|-----------|---------------------------|---|
| 2024/04/26 |  |           |           | Global Equity Ratings     |  |
| 2024/04/26 |  |           |           | Aktienempfehlungen Global |  |
| 2024/04/03 |  |           |           | Global Equity Ratings     |  |
| 2024/04/03 |  |           |           | Aktienempfehlungen Global |  |
| 2024/03/13 |  |           |           | Global Equity Ratings     |  |