

# DELIVERY HERO SE FUTURE (DHEF) - EUX/202505

2024/05/10 18:29:11

Price  
**26.1761** EUR

Difference  2.86% (0.73)

### General attributes

|               |                  |
|---------------|------------------|
| Symbol        | DHEFK25          |
| Exchange      | Eurex            |
| Currency      | EUR              |
| Security type | Future           |
| Underlying    | DELIVERY HERO SE |
| Maturity      | 05-2025          |
| Contract size | 100              |

### Market data

|                         |                  |
|-------------------------|------------------|
| Bid (Bid size)          | - EUR (-)        |
| Ask (Ask size)          | - EUR (-)        |
| Open                    | 26.1761 EUR      |
| High                    | 26.1761 EUR      |
| Low                     | 26.1761 EUR      |
| Close (prev. day)       | 25.4495 EUR      |
| Underlying              | DELIVERY HERO SE |
| Underlying price (date) | 25.24 (24/05/10) |
| Settlement price (date) | 26.18 (24/05/10) |
| Open Interest           | 0                |

### Performance and Risk

|             | 6m | 1y | 3y |
|-------------|----|----|----|
| Perf (%)    | -  | -  | -  |
| Perf (abs.) | -  | -  | -  |
| Beta        | -  | -  | -  |
| Volatility  | -  | -  | -  |

### Futures and Options

|                 |   |
|-----------------|---|
| Related Futures | - |
| Related Options | - |

5y













Information about previous performance does not guarantee future performance.  
Source: FactSet

### Price data

|   |                 |
|---|-----------------|
| Ø price 5 days   Ø volume 5 days (pcs.)     | 26.6050 EUR (0) |
| Ø price 30 days   Ø volume 30 days (pcs.)   | - EUR (-)       |
| Ø price 100 days   Ø volume 100 days (pcs.) | - EUR (-)       |
| Ø price 250 days   Ø volume 250 days (pcs.) | - EUR (-)       |
| YTD High   date                             | - EUR (-)       |
| YTD Low   date                              | - EUR (-)       |
| 52 Weeks High   date                        | - EUR (-)       |
| 52 Weeks Low   date                         | - EUR (-)       |

### Recent Research

| on sector  |   | on market                 |   |
|------------|---|---------------------------|---|
| Date       |   | Headline                  | Download  |
| 2024/04/26 |  | Global Equity Ratings     |  |
| 2024/04/26 |  | Aktienempfehlungen Global |  |
| 2024/04/03 |  | Global Equity Ratings     |  |
| 2024/04/03 |  | Aktienempfehlungen Global |  |
| 2024/03/13 |  | Global Equity Ratings     |  |