

FACEBOOK INC FUTURE (FBUF) - EUX/202505

2024/07/05 19:02:59

Price
553.2428 USD
 Difference  4.03% (21.44)

General attributes

Symbol FBUFK25
 Exchange Eurex
 Currency USD
 Security type Future
 Underlying META PLATFORMS INC. CLASS A
 Maturity 05-2025
 Contract size 100

Market data

Bid (Bid size) - USD (-)
 Ask (Ask size) - USD (-)
 Open 553.2428 USD
 High 553.2428 USD
 Low 553.2428 USD
 Close (prev. day) 531.8059 USD
 Underlying META PLATFORMS INC. CLASS A
 Underlying price (date) 539.91 (24/07/05)
 Settlement price (date) 553.24 (24/07/05)
 Open Interest 0

Performance and Risk

	6m	1y	3y
Perf (%)	-	-	-
Perf (abs.)	-	-	-
Beta	-	-	-
Volatility	-	-	-

Futures and Options

Related Futures -
 Related Options -

5y












Information about previous performance does not guarantee future performance.
 Source: FactSet

Price data

Ø price 5 days Ø volume 5 days (pcs.)	533.0916 USD (0)
Ø price 30 days Ø volume 30 days (pcs.)	519.5857 USD (0)
Ø price 100 days Ø volume 100 days (pcs.)	- USD (-)
Ø price 250 days Ø volume 250 days (pcs.)	- USD (-)
YTD High date	- USD (-)
YTD Low date	- USD (-)
52 Weeks High date	- USD (-)
52 Weeks Low date	- USD (-)

Recent Research

on underlying on sector on market			
Date		Headline	Download
2024/06/21		Global Equity Ratings	
2024/06/21		Aktienempfehlungen Global	
2024/06/14		Global Equity Ratings	
2024/06/14		Aktienempfehlungen Global	
2024/05/29		Global Equity Ratings	