

(TRIO) - EUX/202407

2024/07/16 19:01:44

Price
5,219.1927 GBP

Difference  -2.28% (-121.73)

General attributes

Symbol	TRION24
Exchange	Eurex
Currency	GBP
Security type	Future
Underlying	RIO TINTO ORD GBP0.10
Maturity	07-2024
Contract size	100

Market data

Bid (Bid size)	- GBP (-)
Ask (Ask size)	- GBP (-)
Open	5,219.1927 GBP
High	5,219.1927 GBP
Low	5,219.1927 GBP
Close (prev. day)	5,340.9194 GBP
Underlying	RIO TINTO ORD GBP0.10
Underlying price (date)	5,071.00 (24/07/16)
Settlement price (date)	5,219.19 (24/07/16)
Open Interest	0

Performance and Risk

	6m	1y	3y
Perf (%)	-	-	-
Perf (abs.)	-	-	-
Beta	-	-	-
Volatility	-	-	-

Futures and Options

Related Futures	-
Related Options	-

5y












Information about previous performance does not guarantee future performance.
Source: FactSet

Price data

Ø price 5 days Ø volume 5 days (pcs.)	5,379.8157 GBP (0)
Ø price 30 days Ø volume 30 days (pcs.)	5,420.0941 GBP (0)
Ø price 100 days Ø volume 100 days (pcs.)	- GBP (-)
Ø price 250 days Ø volume 250 days (pcs.)	- GBP (-)
YTD High date	- GBP (-)
YTD Low date	- GBP (-)
52 Weeks High date	- GBP (-)
52 Weeks Low date	- GBP (-)

Recent Research

on underlying		on sector	
Date		Headline	Download
2024/07/15		Aktienempfehlungen Global	
2024/07/12		Global Equity Ratings	
2024/06/21		Global Equity Ratings	
2024/06/21		Aktienempfehlungen Global	
2024/06/14		Global Equity Ratings	