

# UBER TECHNOLOGIES INC. FUTURE (UBRF) - EUX/202505

2024/07/15 18:41:57

**Price**  
**75.116 USD**

**Difference**  **-1.54% (-1.18)**

### General attributes

Symbol	UBRFK25
Exchange	Eurex
Currency	USD
Security type	Future
Underlying	UBER TECHNOLOGIES INC.
Maturity	05-2025
Contract size	100

### Market data

Bid (Bid size)	- USD (-)
Ask (Ask size)	- USD (-)
Open	75.116 USD
High	75.116 USD
Low	75.116 USD
Close (prev. day)	76.2913 USD
Underlying	UBER TECHNOLOGIES INC.
Underlying price (date)	74.76 (24/07/16)
Settlement price (date)	75.12 (24/07/15)
Open Interest	0

### Performance and Risk

	6m	1y	3y
Perf (%)	-	-	-
Perf (abs.)	-	-	-
Beta	-	-	-
Volatility	-	-	-

### Futures and Options

Related Futures	-
Related Options	-












Information about previous performance does not guarantee future performance.  
Source: FactSet

### Price data

Ø price 5 days   Ø volume 5 days (pcs.)	74.714 USD (0)
Ø price 30 days   Ø volume 30 days (pcs.)	73.576 USD (0)
Ø price 100 days   Ø volume 100 days (pcs.)	- USD (-)
Ø price 250 days   Ø volume 250 days (pcs.)	- USD (-)
YTD High   date	- USD (-)
YTD Low   date	- USD (-)
52 Weeks High   date	- USD (-)
52 Weeks Low   date	- USD (-)

### Recent Research

on underlying	on sector	on market	
Date		Headline	Download
2024/07/15		Aktienempfehlungen Global	
2024/07/12		Global Equity Ratings	
2024/06/21		Global Equity Ratings	
2024/06/21		Aktienempfehlungen Global	
2024/06/14		Global Equity Ratings	