

ALIBABA GROUP HOLDING LTD. FUTURE (BABF) - EUX/202505

2024/07/16 18:49:55

Price
80.3633 USD
Difference  **-0.78% (-0.64)**

General attributes

Symbol BABFK25
Exchange Eurex
Currency USD
Security type Future
Underlying ALIBABA GROUP HOLDING LTD. SP. ADR
Maturity 05-2025
Contract size 100

Market data

Bid (Bid size) - USD (-)
Ask (Ask size) - USD (-)
Open 80.3633 USD
High 80.3633 USD
Low 80.3633 USD
Close (prev. day) 80.9989 USD
Underlying ALIBABA GROUP HOLDING LTD. SP. ADR
Underlying price (date) 78.20 (24/07/16)
Settlement price (date) 80.36 (24/07/16)
Open Interest 0

Performance and Risk

	6m	1y	3y
Perf (%)	-	-	-
Perf (abs.)	-	-	-
Beta	-	-	-
Volatility	-	-	-

Futures and Options

Related Futures -
Related Options -

5y












Information about previous performance does not guarantee future performance.
 Source: FactSet

Price data

Ø price 5 days Ø volume 5 days (pcs.)	80.0738 USD (0)
Ø price 30 days Ø volume 30 days (pcs.)	78.0207 USD (0)
Ø price 100 days Ø volume 100 days (pcs.)	- USD (-)
Ø price 250 days Ø volume 250 days (pcs.)	- USD (-)
YTD High date	- USD (-)
YTD Low date	- USD (-)
52 Weeks High date	- USD (-)
52 Weeks Low date	- USD (-)

Recent Research

on underlying		on sector	
Date	Headline	Download	
2024/07/15	 Aktienempfehlungen Global		
2024/07/12	 Global Equity Ratings		
2024/06/21	 Global Equity Ratings		
2024/06/21	 Aktienempfehlungen Global		
2024/06/14	 Global Equity Ratings	