

# VERIZON COMMUNICATIONS INC. FUTURE (VZFF) - EUX/202505

2024/07/26 18:36:06

**Price**  
**39.8428** USD  
**Difference**  **-0.71% (-0.29)**

**General attributes**

**Symbol** VZFFK25  
**Exchange** Eurex  
**Currency** USD  
**Security type** Future  
**Underlying** VERIZON COMMUNICATIONS INC  
**Maturity** 05-2025  
**Contract size** 100

**Market data**

**Bid (Bid size)** - USD (-)  
**Ask (Ask size)** - USD (-)  
**Open** 39.8428 USD  
**High** 39.8428 USD  
**Low** 39.8428 USD  
**Close (prev. day)** 40.1295 USD  
**Underlying** VERIZON COMMUNICATIONS INC  
**Underlying price (date)** 40.09 (24/07/26)  
**Settlement price (date)** 39.84 (24/07/26)  
**Open Interest** 0

**Performance and Risk**

	6m	1y	3y
Perf (%)	-	-	-
Perf (abs.)	-	-	-
Beta	-	-	-
Volatility	-	-	-

**Futures and Options**

**Related Futures** -  
**Related Options** -

5y












Information about previous performance does not guarantee future performance.  
 Source: FactSet

**Price data**

Ø price 5 days   Ø volume 5 days (pcs.)	39.4002 USD (0)
Ø price 30 days   Ø volume 30 days (pcs.)	40.3730 USD (0)
Ø price 100 days   Ø volume 100 days (pcs.)	- USD (-)
Ø price 250 days   Ø volume 250 days (pcs.)	- USD (-)
YTD High   date	- USD (-)
YTD Low   date	- USD (-)
52 Weeks High   date	- USD (-)
52 Weeks Low   date	- USD (-)

**Recent Research**

on underlying		on sector		on market	
Date		Headline		Download	
2024/07/24		Global Equity Ratings			
2024/07/24		Aktienempfehlungen Global			
2024/07/15		Aktienempfehlungen Global			
2024/07/12		Global Equity Ratings			
2024/06/21		Global Equity Ratings		