

# GILEAD SCIENCES INC. FUTURE (GILF) - EUX/202505

2024/07/17 18:45:42

**Price**  
**73.0615** USD  
 Difference  0.66% (0.48)

**General attributes**

|               |                      |
|---------------|----------------------|
| Symbol        | GILFK25              |
| Exchange      | Eurex                |
| Currency      | USD                  |
| Security type | Future               |
| Underlying    | GILEAD SCIENCES INC. |
| Maturity      | 05-2025              |
| Contract size | 100                  |

**Market data**

|                         |                      |
|-------------------------|----------------------|
| Bid (Bid size)          | - USD (-)            |
| Ask (Ask size)          | - USD (-)            |
| Open                    | 73.0615 USD          |
| High                    | 73.0615 USD          |
| Low                     | 73.0615 USD          |
| Close (prev. day)       | 72.5803 USD          |
| Underlying              | GILEAD SCIENCES INC. |
| Underlying price (date) | 73.30 (24/07/17)     |
| Settlement price (date) | 73.06 (24/07/17)     |
| Open Interest           | 0                    |

**Performance and Risk**

|             | 6m | 1y | 3y |
|-------------|----|----|----|
| Perf (%)    | -  | -  | -  |
| Perf (abs.) | -  | -  | -  |
| Beta        | -  | -  | -  |
| Volatility  | -  | -  | -  |

**Futures and Options**

|                 |   |
|-----------------|---|
| Related Futures | - |
| Related Options | - |

5y













Information about previous performance does not guarantee future performance.  
 Source: FactSet

**Price data**

|   |                 |
|---|-----------------|
| Ø price 5 days   Ø volume 5 days (pcs.)     | 71.9297 USD (0) |
| Ø price 30 days   Ø volume 30 days (pcs.)   | 68.2142 USD (0) |
| Ø price 100 days   Ø volume 100 days (pcs.) | - USD (-)       |
| Ø price 250 days   Ø volume 250 days (pcs.) | - USD (-)       |
| YTD High   date                             | - USD (-)       |
| YTD Low   date                              | - USD (-)       |
| 52 Weeks High   date                        | - USD (-)       |
| 52 Weeks Low   date                         | - USD (-)       |

**Recent Research**

| on underlying | on sector   | on market                 |   |
|---------------|---|---------------------------|---|
| Date          |   | Headline                  | Download  |
| 2024/07/15    |  | Aktienempfehlungen Global |  |
| 2024/07/12    |  | Global Equity Ratings     |  |
| 2024/06/21    |  | Global Equity Ratings     |  |
| 2024/06/21    |  | Aktienempfehlungen Global |  |
| 2024/06/14    |  | Global Equity Ratings     |  |