

NESTLÉ S.A. FUTURE (NESG) - EUX/202505

2024/07/29 18:35:33

Price
86.5219 CHF

Difference  0.12% (0.10)

General attributes

| | |
|---------------|-----------|
| Symbol | NESGK25 |
| Exchange | Eurex |
| Currency | CHF |
| Security type | Future |
| Underlying | NESTLÉ SA |
| Maturity | 05-2025 |
| Contract size | 100 |

Market data

| | |
|-------------------------|------------------|
| Bid (Bid size) | - CHF (-) |
| Ask (Ask size) | - CHF (-) |
| Open | 86.5219 CHF |
| High | 86.5219 CHF |
| Low | 86.5219 CHF |
| Close (prev. day) | 86.421 CHF |
| Underlying | NESTLÉ SA |
| Underlying price (date) | 88.02 (24/07/29) |
| Settlement price (date) | 86.52 (24/07/29) |
| Open Interest | 0 |

Performance and Risk

| | 6m | 1y | 3y |
|-------------|----|----|----|
| Perf (%) | - | - | - |
| Perf (abs.) | - | - | - |
| Beta | - | - | - |
| Volatility | - | - | - |

Futures and Options

| | |
|-----------------|---|
| Related Futures | - |
| Related Options | - |













Information about previous performance does not guarantee future performance.
Source: FactSet

Price data

| | |
|---|-----------------|
| Ø price 5 days Ø volume 5 days (pcs.) | 89.0523 CHF (0) |
| Ø price 30 days Ø volume 30 days (pcs.) | 91.5798 CHF (0) |
| Ø price 100 days Ø volume 100 days (pcs.) | - CHF (-) |
| Ø price 250 days Ø volume 250 days (pcs.) | - CHF (-) |
| YTD High date | - CHF (-) |
| YTD Low date | - CHF (-) |
| 52 Weeks High date | - CHF (-) |
| 52 Weeks Low date | - CHF (-) |

Recent Research

| on underlying | on sector | on market | |
|---------------|---|---------------------------|---|
| Date | | Headline | Download |
| 2024/07/24 |  | Global Equity Ratings |  |
| 2024/07/24 |  | Aktienempfehlungen Global |  |
| 2024/07/15 |  | Aktienempfehlungen Global |  |
| 2024/07/12 |  | Global Equity Ratings |  |
| 2024/06/21 |  | Global Equity Ratings |  |