


# EDP - ENERGIAS DE PORTUGAL SA FUTURE (EDPF) - EUX/202505

2024/08/09 18:43:15

**Price**  
**3.6076** EUR

**Difference**  **-1.36% (-0.05)**

**General attributes**

Symbol	EDPFK25
Exchange	Eurex
Currency	EUR
Security type	Future
Underlying	EDP-ENERGIAS DE PORTUGAL SA
Maturity	05-2025
Contract size	100

**Market data**

Bid (Bid size)	- EUR (-)
Ask (Ask size)	- EUR (-)
Open	3.6076 EUR
High	3.6076 EUR
Low	3.6076 EUR
Close (prev. day)	3.6573 EUR
Underlying	EDP-ENERGIAS DE PORTUGAL SA
Underlying price (date)	3.697 (24/08/09)
Settlement price (date)	3.61 (24/08/09)
Open Interest	0

**Performance and Risk**

	6m	1y	3y
Perf (%)	-	-	-
Perf (abs.)	-	-	-
Beta	-	-	-
Volatility	-	-	-

**Futures and Options**

Related Futures	-
Related Options	-












Information about previous performance does not guarantee future performance.  
 Source: FactSet

**Price data**

Ø price 5 days   Ø volume 5 days (pcs.)	3.6078 EUR (0)
Ø price 30 days   Ø volume 30 days (pcs.)	3.5953 EUR (0)
Ø price 100 days   Ø volume 100 days (pcs.)	- EUR (-)
Ø price 250 days   Ø volume 250 days (pcs.)	- EUR (-)
YTD High   date	- EUR (-)
YTD Low   date	- EUR (-)
52 Weeks High   date	- EUR (-)
52 Weeks Low   date	- EUR (-)

**Recent Research**

on underlying				on sector				on market			
Date		Headline		Download							
2022/12/19		Global Equity Ratings									
2022/12/19		Aktienempfehlungen Global									
2022/11/28		Global Equity Ratings									
2022/11/28		Aktienempfehlungen Global									
2022/11/18		Global Equity Ratings		