

# KELSIAN GROUP LTD.

ISIN: **AU0000186678** WKN: -

## Overview

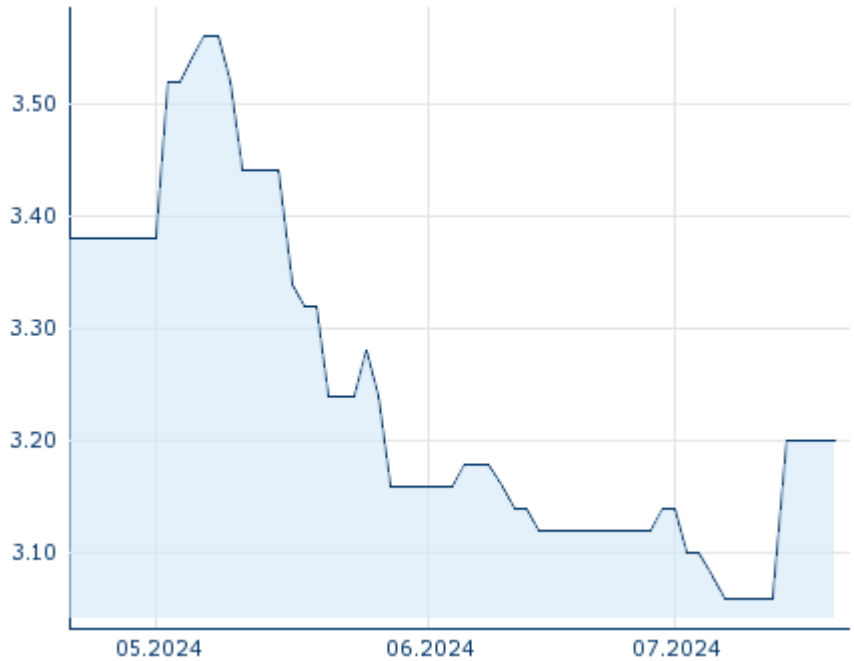
2024/07/18 08:11:38	
<b>Price</b>	3.20 EUR
<b>Difference</b>	0.00% (0.00)

General attributes	
ISIN	AU0000186678
Symbol	KLS
Exchange	Munich
Currency	EUR
Sector	Transport
Security type	Stock
Market cap (m)	863 EUR
Benchmark	ASX ALL ORDINARIES INDEX

Market data	
Bid (Bid size)	-
Ask (Ask size)	-
Open	3.20 EUR
High	3.20 EUR
Low	3.20 EUR
Close (prev. day)	3.20 EUR
VWAP	-
Volume (pcs)	0
Trading volume	0.00
Number of trades	1
Last size	0

Futures and Options	
Related Futures	-
Related Options	-

5y



Information about previous performance does not guarantee future performance.  
**Source:** FactSet

### Recent research

on sector			
Date		Headline	Download
2024/07/15		Aktienempfehlungen Global	
2024/07/12		Global Equity Ratings	
2024/07/09		Aktienempfehlungen Österreich	
2024/06/28		Equity Weekly	
2024/06/24		Aktienempfehlungen Österreich	

## Details

2024/07/18 08:11:38

**Price**  
3.20 EUR

**Difference**  0.00% (0.00)

## General attributes

ISIN	AU0000186678
Symbol	KLS
Exchange	Munich
Currency	EUR
Sector	Transport
Security type	Stock
Market cap (m)	863 EUR
Benchmark	ASX ALL ORDINARIES INDEX

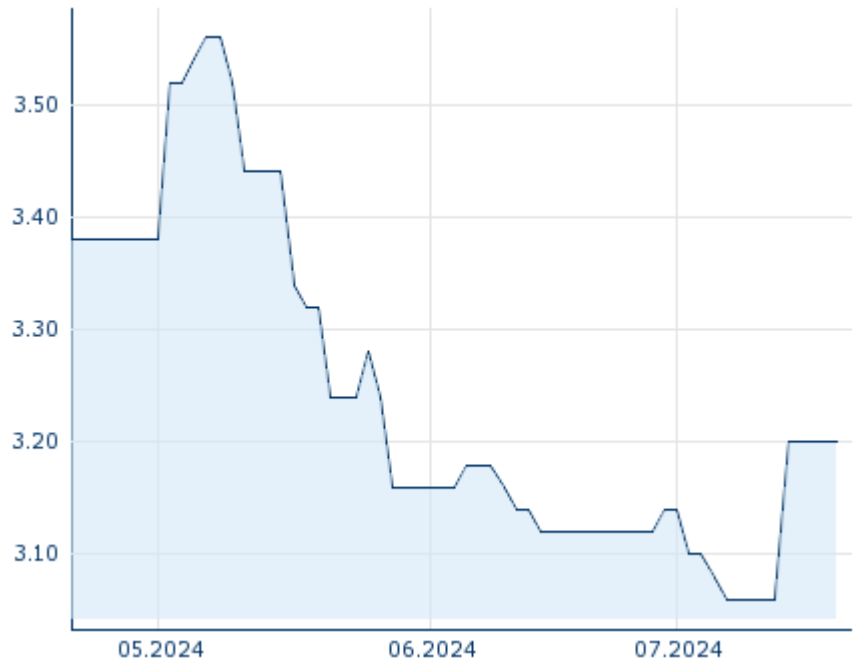
## Market data

Bid (Bid size)	-
Ask (Ask size)	-
Open	3.20 EUR
High	3.20 EUR
Low	3.20 EUR
Close (prev. day)	3.20 EUR
VWAP	-
Volume (pcs)	0
Trading volume	0.00
Number of trades	1
Last size	0

## Performance and Risk

	6m	1y	3y
Perf (%)	-	-	-
Perf (abs.)	-	-	-
Beta	1.09	0.96	1.02
Volatility	-	-	-

5y




Information about previous performance does not guarantee future performance.  
Source: FactSet

## Price data

Ø price 5 days   Ø volume 5 days (pcs.)	3.20 EUR (0)
Ø price 30 days   Ø volume 30 days (pcs.)	3.13 EUR (0)
Ø price 100 days   Ø volume 100 days (pcs.)	- EUR (-)
Ø price 250 days   Ø volume 250 days (pcs.)	- EUR (-)
YTD High   date	- EUR (-)
YTD Low   date	- EUR (-)
52 Weeks High   date	- EUR (-)
52 Weeks Low   date	- EUR (-)

## All listings for KELSIAN GROUP LTD.

Exchange 	Date	Time	Price	Trading volume (mio.)	Number of trades
Stuttgart	2024/07/18	08:08	2.84 EUR	0.00	3
Munich	2024/07/18	08:11	3.20 EUR	0.00	1
Frankfurt	2024/07/18	08:05	2.84 EUR	0.00	2
Duesseldorf	2024/07/18	19:30	3.10 EUR	0.00	6
Berlin	2024/07/18	17:00	3.12 EUR	0.00	5

	18						
Australian Securities Exchange	2024/07/18	08:10	5.20	AUD	2.67		3,368

## Company profile

### Company Logo



### Company Profile

-

### Contact Details

KELSIAN GROUP

--

----

Telefon: -

Fax: -

E-mail: -