

KELSIAN GROUP LTD.

ISIN: AU0000186678 WKN: -

Overview

2024/06/28 08:03:17

Price
3.14 EURDifference  0.64% (0.02)

General attributes

ISIN	AU0000186678
Symbol	KLS
Exchange	Munich
Currency	EUR
Sector	Transport
Security type	Stock
Market cap (m)	863 EUR
Benchmark	ASX ALL ORDINARIES INDEX

Market data

Bid (Bid size)	-
Ask (Ask size)	-
Open	3.14 EUR
High	3.14 EUR
Low	3.14 EUR
Close (prev. day)	3.12 EUR
VWAP	-
Volume (pcs)	0
Trading volume	0.00
Number of trades	2
Last size	0

Futures and Options




Related Futures	-
Related Options	-

5y



Information about previous performance does not guarantee future performance.
Source: FactSet

Recent research

on sector			
Date		Headline	Download
2024/06/28		Equity Weekly	
2024/06/24		Aktienempfehlungen Österreich	
2024/06/21		Global Equity Ratings	
2024/06/21		Aktienempfehlungen Global	
2024/06/14		Equity Weekly	

Details

2024/06/28 08:03:17

Price
3.14 EURDifference ▲ 0.64% (0.02)

General attributes

ISIN	AU0000186678
Symbol	KLS
Exchange	Munich
Currency	EUR
Sector	Transport
Security type	Stock
Market cap (m)	863 EUR
Benchmark	ASX ALL ORDINARIES INDEX

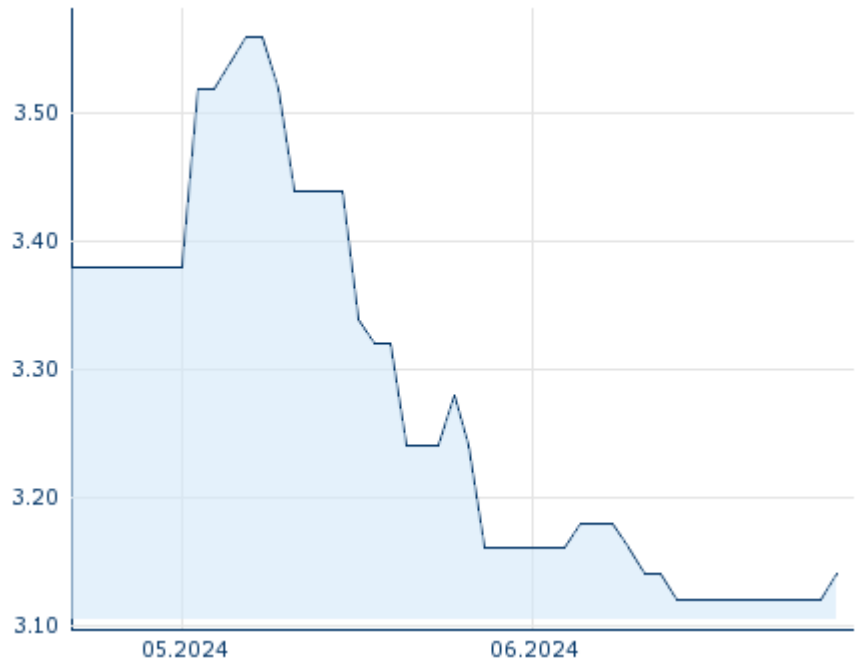
Market data

Bid (Bid size)	-
Ask (Ask size)	-
Open	3.14 EUR
High	3.14 EUR
Low	3.14 EUR
Close (prev. day)	3.12 EUR
VWAP	-
Volume (pcs)	0
Trading volume	0.00
Number of trades	2
Last size	0

Performance and Risk

	6m	1y	3y
Perf (%)	-	-	-
Perf (abs.)	-	-	-
Beta	1.12	0.95	1.01
Volatility	-	-	-

5y



Information about previous performance does not guarantee future performance.
Source: FactSet

Price data

Ø price 5 days Ø volume 5 days (pcs.)	3.12 EUR (0)
Ø price 30 days Ø volume 30 days (pcs.)	3.17 EUR (0)
Ø price 100 days Ø volume 100 days (pcs.)	- EUR (-)
Ø price 250 days Ø volume 250 days (pcs.)	- EUR (-)
YTD High date	- EUR (-)
YTD Low date	- EUR (-)
52 Weeks High date	- EUR (-)
52 Weeks Low date	- EUR (-)

Arbitrage views

Exchange ⊕	Date	Time	Price	Trading volume (mio.)	Number of trades
Stuttgart	2024/06/28	08:05	2.84 EUR	0.00	3
Munich	2024/06/28	08:03	3.14 EUR	0.00	2
Frankfurt	2024/06/28	17:15	2.86 EUR	0.00	5
Duesseldorf	2024/06/28	19:30	2.84 EUR	0.00	6
Berlin	2024/06/28	08:13	2.84 EUR	0.00	3

	28						
Australian Securities Exchange	2024/06/28	08:10	5.15	AUD	1.97		3,605

Company profile

Company Logo



Company Profile

-

Contact Details

KELSIAN GROUP

--

Telefon: -

Fax: -

E-mail: -