

SOLENO THERAPEUTICS INC COM USD0.001 (POST REV SPLT)

ISIN: **US8342033094** WKN: **834203309**

Overview

2024/10/18 19:32:22

Price

49.40 EUR

Difference  -0.36% (-0.18)

General attributes

ISIN	US8342033094
Symbol	SLNO
Exchange	Duesseldorf
Currency	EUR
Sector	-
Security type	Stock
Market cap (m)	1,944 EUR
Benchmark	S&P 500

Market data

Bid (Bid size)	-
Ask (Ask size)	-
Open	48.58 EUR
High	49.88 EUR
Low	48.58 EUR
Close (prev. day)	49.58 EUR
VWAP	-
Volume (pcs)	0
Trading volume	0.00
Number of trades	7
Last size	0

Futures and Options

Related Futures	-
Related Options	-













5y

Information about previous performance does not guarantee future performance.
Source: FactSet

Recent research

on market

Date		Headline	Download
2024/10/08		Global Strategy 4Q 2024	
2024/10/08		Global Strategy 4Q 2024	
2024/09/27		Global Equity Ratings	
2024/09/27		Aktienempfehlungen Global	
2024/09/11		Global Equity Ratings	

Details

2024/10/18 19:32:22

Price

49.40 EUR

 Difference ▼ -0.36% (-0.18)

General attributes

ISIN	US8342033094
Symbol	SLNO
Exchange	Duesseldorf
Currency	EUR
Sector	-
Security type	Stock
Market cap (m)	1,944 EUR
Benchmark	S&P 500

Market data

Bid (Bid size)	-
Ask (Ask size)	-
Open	48.58 EUR
High	49.88 EUR
Low	48.58 EUR
Close (prev. day)	49.58 EUR
VWAP	-
Volume (pcs)	0
Trading volume	0.00
Number of trades	7
Last size	0

Performance and Risk

	6m	1y	3y
Perf (%)	+41.55%	-	-
Perf (abs.)	+14.50	-	-
Beta	1.54	1.41	0.73
Volatility	63.81	-	-

5y



Information about previous performance does not guarantee future performance.
Source: FactSet

Price data

Ø price 5 days Ø volume 5 days (pcs.)	49.56 EUR (0)
Ø price 30 days Ø volume 30 days (pcs.)	46.01 EUR (0)
Ø price 100 days Ø volume 100 days (pcs.)	42.83 EUR (1)
Ø price 250 days Ø volume 250 days (pcs.)	- EUR (-)
YTD High date	- EUR (-)
YTD Low date	- EUR (-)
52 Weeks High date	- EUR (-)
52 Weeks Low date	- EUR (-)

Arbitrage views

Exchange	Date	Time	Price	Trading volume (mio.)	Number of trades
Tradegate	2024/10/18	22:26	49.92 EUR	0.02	1
Stuttgart	2022/09/07	08:01	1.96 EUR	0.00	3
Nasdaq	2024/10/18	22:00	54.16 USD	37.44	10,122
Munich	2024/10/18	08:01	49.40 EUR	0.00	1
Frankfurt	2024/10/18	15:29	47.22 EUR	0.00	5
Duesseldorf	2024/10/18	19:32	49.40 EUR	0.00	7
Berlin	2024/10/18	21:40	49.68 EUR	0.00	13

Company profile

Company Logo



Company Profile

-

Contact Details

SOLENO THERAPEUTICS INC

--

Telefon: -

Fax: -

E-mail: -